

The Circular

FCQ Officers

President

Nancy Meier

Treasurer

Geri Flester

Assistant

Treasurer

Nancy Evans

Thursday

Vice President

Kim Reading

Secretary

Janette Tarr

Monday

Vice President

Terry Wilson

Secretary

Linda Kerrick

PRESIDENT'S MESSAGE

From Nancy Meier

I guess we'll start rolling into the holiday season now. What a wonderful way to get in the spirit than with the wonderful donation we made to the First Presbyterian Church from our silent auction proceeds. My thanks go out to ELAINE BISHOP for making the silent auction happen. I am continually impressed with the care that the guild members show to others.

We had a great sew-in last month. About 12 members showed up, with half of those working on "Galoshes" quilts. Elaine Bishop even showed us another way to make the boots that required one less seam. A couple of others were working on their half-square triangles for the mystery challenge. I already had mine done, but then again I chose a smaller quilt size that required half as many blocks. I find that these sew-ins are a good way to get to meet new members and maybe better know some of the not-so-new members. I hope we will have another sew-in in the coming year.

Here's a piece of trivia for you all--Olfa invented the first rotary cutter in 1979 for garment makers. But quilters knew a good thing when they saw it. And so technology has continued to simplify the quilt making process. And there are plenty of other tools, books, CDs, and videos that we can learn from. Why am I saying all this? The budget for our library can easily bring us some of these learning tools. So please let STEPHANIE SANIDAS know if there are any books and such that you would like added to the library.

www.photobucket.com/albums/w517/FCQuilters

Education

By Maria O'Haver

Norma Campbell will be teaching her pattern "South of the Border" on Saturday, November 5 from 9:00am - 4:00pm. The cost of the class will be \$50.00. The class is appropriate for all skill levels, and a picture of the quilt is available on Norma's website under "workshops" at <http://normacampbellquilts.wix.com>

On Saturday, January 28, 2017 from 9:00am -4:00pm, Geri Flester will be teaching us how to make a Bargello quilt. Geri has made some beautiful Bargello quilts and will be sharing her techniques for successfully piecing this type of quilt. Students will prepare for the class by making strip sets ahead of class day, in order to focus on the specific final construction steps of the quilt top. The cost for this class will be \$15. For more information, and to register for either of these two classes, please contact MARIA O'HAVER.

FUTURE "SAVE THE DATES"

Saturday Nov. 5 - 9:00am - 4:00pm Class with Norma Campbell

Saturday Jan. 28 - 2017 Bargello with Geri Flester

Saturday Mar. 25 - 2017 Tuffet with Erin Underwood

Love Quilts

From Marianne Hendrickse

A reminder to all our guild members that we will working on Love Quilts on Thursday morning (11/3/16) and on Monday evening (11/7/16). As I am still recuperating from my foot surgery, STEPHANIE SANIDAS has very kindly volunteered to run Love Quilts on both days. Please assist her in whatever capacity you can.....by cutting squares, tying quilts, stitching on labels or binding quilts. Thanks for your generous commitment to Love Quilts.

Spring Retreat

From Paula Henry

The spring 2017 retreat will take place Friday, May 19 - Sunday, May 21 At Black Rock Retreat in Quarryville, PA (about 20 minutes south of Lancaster). Each retreat center room includes a queen, a twin and a set of bunk beds. The cost per person with double occupancy is \$260. This price includes lodging, meals (from Friday dinner through Sunday breakfast), and access to the sewing room (from noon Friday through 1 pm Sunday). Single occupancy is *not* guaranteed. Those wishing to arrive on Thursday must pay an additional \$65 per person for the extra night, meals are not included. Reserve your spot by sending a check made out to "FCQ" in the amount of \$50 beginning November 14th. All deposits are due by December 1st; and the balance will be due February 1st. Contact PAULA HENRY with any questions.

Block of the Quarter

From Sharon Rhoton

Have you made your "Back to School" school-themed block for the current BOQ challenge yet? The pattern can be school-related, or you can make any block using school-themed fabric, such as crayons, children, numbers, ABCs, school buses, etc. Blocks can be any size in multiples of three, from 3" x 3" to 12" x 12" (finished). Every block entered is a chance to win -- just be sure to attach your name on a slip of paper! A lucky winner will be drawn at the Monday night holiday party on Dec. 5th.

Komen 2016

From Stephanie Sanidas

Thank you to the following FCQ members for making seven quilts for the Komen quilt raffle held on October 23, 2016: Sue Haynie and George Hubble (2 quilts), GENIE CORBIN, MARIANNE HENDRICKSE, JULIE CASCIO, MARIA O'HAVER, NINA GODFREY, JANE EBERT. If you are thinking about making or donating a quilt in 2017, please talk to STEPHANIE SANIDAS or DARLYS HUGHES. Donated fabric and machine quilters are available to help.

FCQ Library

We are in the process of adding new books and DVDs to our library. If you have a suggestion, please contact STEPHANIE SANIDAS with any requests.

TAPS and Wounded Warrior Quilts

At the June 2016 party, many patriotic red, white and blue kits were handed out for members to take home and sewing into donation quilts for TAPS and Wounded Warriors. Thank you to MARIANNE HENDRICKSE for being the first to finish her quilt. TAPS quilts for children are needed by May 1, 2017. Wounded Warrior quilts for adults are always needed and appreciated at our medical hospitals. If you need backing fabric for your TAPS or Wounded Warrior quilt, donated fabric is available. Contact STEPHANIE SANIDAS with any questions.

New Quilting Show

From Linda Kerrick

The Modern Quilt Guild (national) will be sponsoring a new PBS quilting show called "Fresh Quilting." Although it is not yet on TV, they do have a podcast on Facebook.

Silent Auction

From Elaine Bishop

It is very rewarding to announce a successful evening at the October 10, 2016 Silent Auction. You are the greatest! We had long tables, and round tables, laden with items for bidding. A special bonus was prepared by MARIA O'HAVER in the form of 55 bundles of fabric that had been donated to the guild.

The financial outcome included several sources. There were the raffle ticket sales and some direct donations. We enjoyed delicious apple cider and homemade cookies presented by BETH BOHAC and JANET O'LEARY. And, the \$1 pattern table was set up by PEG MCCLELLAND. Our cashiers for the bid sheets were NANCY EVANS and CAREN FITZPATRICK.

Our member, HELENE ROSS won the raffle ticket gift certificate, drawn by President NANCY MEIER. She assures me she is very familiar with the Columbia location for Spring Water Designs' shop, even though she lives in Silver Spring. When she can, she attends the evening meetings.

Our treasurer, GERI FLESTER, reports Faithful Circle Quilt Guild will donate \$1770 to our host, First Presbyterian Church, for their Thanksgiving basket program.

A big "thank you" goes to all of my helpers, both in teaching me the process and in helping me the night of the event. The experience was so positive, I look forward to chairing next year's Silent Auction.



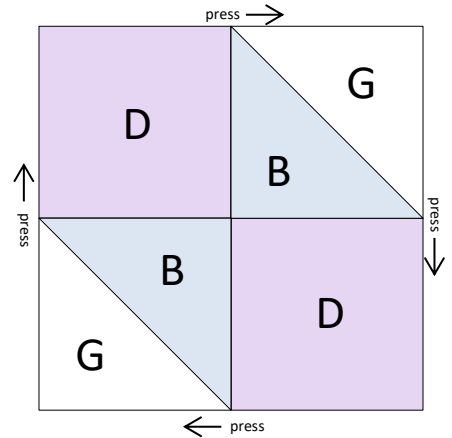
Mystery Challenge

From Janette Tarr

Step 3: Let's take some of those previously made HST and make larger units.

First, combine your D fabric and some of the $2\frac{1}{2}$ " HST made from fabrics G and B to make 4-patch units that look like this: - - - - ->

Cut $2\frac{1}{2}$ " squares from your D fabric and sew 2 of them to 2 of the $2\frac{1}{2}$ " HST made from fabrics G and B, and make the number of these 4-patches needed for your size quilt. Finished 4-patches should measure $4\frac{1}{2}$ " (unfinished).

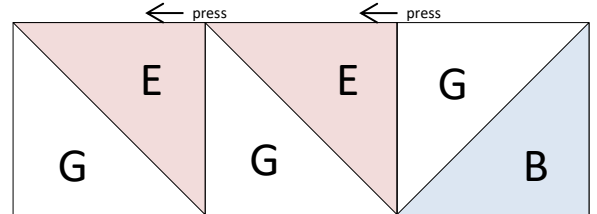


Second, combine some of our other HST and make some HST strips that look like this: - - - ->

THE ORIENTATION OF THE HST MATTER!

Finished strips should measure $6\frac{1}{2}$ " x $2\frac{1}{2}$ " (unfinished).

Depending on the size of your quilt, make the required number of 4-patch units and HST strips.



	Small	Lap	Twin	Large
	44" x 44"	44" x 68"	68" x 92"	92" x 92"
2 $\frac{1}{2}$" D squares	64	96	192	256
4-patch units	32	48	96	128
HST strips	16	28	68	96

At this point, you should have used all of your $2\frac{1}{2}$ " HST made from fabrics G and E, but not all of your $2\frac{1}{2}$ " HST made from fabrics G and B. If you have any questions, just let me know!
(jmtarr79@gmail.com // 410-465-5038)

Faithful Circle Quilters
Lauren Swanger, Editor
P. O. Box 6231
Columbia, MD 21045

Email: newsletter@faithfulcirclequilters.com


Faithful Circle Quilters
welcomes anyone
interested in quilts and
quilting.

We meet Monday evenings
from 7 to 9 pm
AND

Thursday mornings
from 10 am to 2 pm

At the
First Presbyterian
Church on
Rt. 108 at Rt. 29
Columbia, MD

Please come join us and
visit our web site at
www.faithfulcirclequilters.com



Betty Kilroy November Birthday Party

- 03 Virginia Fry
- 06 Janet Johnson
- 11 Mary McCahill
- 12 Maggie Nebel
- 23 Linda Schiffer
- 24 Janette Tarr
- 28 Leah Hurwich

- /// **CALENDAR** ///
- /// Nov. 3 - Love Quilts ///
 - /// Nov. 5 - Norma Campbell Class ///
 - /// Nov. 7 - Love Quilts ///