

# The Circular

The Newsletter of Faithful Circle Quilters

September 2015

## **FCQ Officers**

### **President**

Nancy Meier

### **Treasurer**

Geri Flester

### **Assistant**

### **Treasurer**

Nancy Evans

### *Thursday*

### **Vice President**

Mary Beth Little

### **Secretary**

Sandy Reading

### *Monday*

### **Vice President**

Amy May

### **Secretary**

Linda Kerrick

## **PRESIDENT'S MESSAGE**

From Nancy Meier

I had the good fortune to travel to Oregon, Washington state, and Maine this summer. Yes I hit both Portland's. I also visited with our still-member Irma Bast; that only confirms how far FCQ friendships reach. On the way back from Portland, Maine, I sat on the plane with a woman from Towson and her little girl. As we were talking, it came out that I quilt and that she very much wants to learn. I suggested she join a guild, as quilters love to help newbies along. Unfortunately, it is too long a drive for her to come to the very best guild—FCQ. I will point her elsewhere. So as to keep her enthusiasm up, I said that I would have her to my house for a lesson. What we won't do to help!

And speaking of teaching and sharing, I decided to try the magic binding that Sheva Farkas and others have recommended. It works pretty darn well! My challenge to you all is to share more of these great ideas.

Now that we are heading into fall, and summer traveling may have waned, I would like to see more demos at our meetings. Just schedule a time with one of our VPs. Also, let me know if you have a suggestion for a sew-in. I will always remember Monica Thomas' shaded 9-patch class when I was a mere beginner. I learned a lot as I made my first quilt.

[www.photobucket.com/albums/w517/FCQuilters](http://www.photobucket.com/albums/w517/FCQuilters)

## **KOMEN QUILT FOR THE CURE OCTOBER 2015**

From Stephanie Sanidas

We are collecting raffle quilts by October 1st for the Komen Race for the Cure on Sunday October 25, 2015. Komen raffle quilts can be any size, any color, or any pattern. If you want to donate a quilt and cannot finish by October 1st, the next raffle quilt due date is April 1, 2016. See DARLYS HUGHES or STEPHANIE SANIDAS if you have a quilt donation.

---

## **PROJECT LINUS CUDDLY CRITTERS CHALLENGE**

From Stephanie Sanidas

Progress is continuing on our Project Linus Critters challenge using donated fabrics. Yes, the fabrics are challenging, but Faithful Circle Quilters enjoy a challenge and always exceed expectations. It's not too late to join; there are a few mystery bags of fabric available. Quilts should be finished by January 2016 for quilt show registration. If you are not entering your quilt in the show, the finish date is May 1, 2016. Contact STEPHANIE SANIDAS to get your challenge fabric, so you can create a quilt to bring comfort and warmth to a child.

---

## **QUILT SHOW \$10 AND UNDER BOUTIQUE**

From Beth Bohac

Visitors to the FCQ quilt shows love to see the exquisite quilts on display, and they also like to shop. At the 2016 show, we aim to give them lots of opportunities to do just that. The \$10 and Under Boutique Table will once again offer a variety of beautiful items at exceptionally reasonable prices and we are all ready to start amassing an interesting inventory. So while you are making holiday gifts, or if you have a simple pattern you've been wanting to try, please make a couple of extras to donate to the boutique collection. Here are some tips to help you get started:

- Please make only 3 to 4 of an item, so we can have lots of variety.
- Inventory isn't limited to quilted items - you can knit, crochet, or make jewelry, too.
- Feel free to be creative!

Keeping in mind that everyone loves a bargain, we will be marking our inventory to sell at prices \$10 or less. We know that your time, talent, and materials are priceless, but our table's appeal to shoppers is our pricing. This year we are asking you to give a suggested price for your items when you donate them. Donations will be accepted at meetings from now through the quilt show, in case you want to get a head start. For night members, please contact BETH BOHAC and she'll be sure to get together with you at a meeting to pick up items. Thanks for your help!

---

## FALL RETREAT AND CLASS WITH MARGE TUCKER

From Maria O'Haver

Our Fall retreat this year is from October 2 - 4, 2015, and will be held at the Riverview Retreat Center at Camp Pecometh in Centreville, MD. Housing is hotel-style, double occupancy, with two rooms available for single occupancy. Six meals are included; from dinner on Friday to lunch on Sunday. Arrive mid-morning on Friday with a bag lunch. Classes will be Friday 1-5pm, Saturday 9-4pm and Sunday 9-3pm. The sewing room will be available Friday at 10am until Sunday at 4pm. The cost will be \$291 for double occupancy, \$418 for single occupancy, with a 20 student limit.

Our instructor, Marge Tucker, was recommended to us by Gwen Marsten, and will be taking over teaching of Gwen's "liberated quilt making" techniques. Marge will be teaching the class "Small Studies." We will be using fabric sketches, learning new techniques, and exploring color and composition. You will be able to develop your own aesthetics in a safe, worry free space.

Registration is now open and a deposit of \$50 is required to sign up. Contact MARIA O'HAYER and indicate single or double room preference, and the name of your roommate if you have a friend you'd like to room with.

---

### SAVE THESE DATES:

Thursday, Oct 15 - Lecture with David Taylor

Monday, Nov 9 - Diane Rusin Doran Lecture 7pm

---

### QUILT BINGO

From Patty Wheeler

Village Quilters of Catonsville is hosting Quilt Bingo on Friday, Oct. 23, 2015. Doors open at 6 PM and games begin at 7 PM. Tickets are \$18 in advance and \$20 at the door. The cost covers 20 regular Bingo games. There are 3 special games for an additional \$5.00. The prizes are quilts ranging in size from wall hangings to full sized bed quilts. There will be a Silent Auction, Raffle Baskets, and food for sale too. This event is always lots of fun! Bingo will be held at The Lodge in Catonsville. Tickets are available from PATTY WHEELER, PAT WYATT or STEPHANIE SANIDAS, OR email Village Quilters at [contact@villagequiltersmd.com](mailto:contact@villagequiltersmd.com) for more information.

---

## **LOVE QUILTS**

From Marianne Hendrickse

As we start the new school year, I hope everyone had the opportunity to spend some time with family and friends over the summer. New and experienced quilters alike gain inspiration from walks in the forest, lazy days at the cottage, and hot days at the shore.

And now it's time to think about Love Quilts!!! Over the past few months we've been very fortunate to receive numerous donations of fabric. Members will be working on Love Quilts on Thursday morning (9/3/15) and on Monday evening (9/14/15). We will tie quilts at these meetings. For those who would like to help with Love Quilts, but are unable to attend, please contact me if you would like to assist with cutting squares, stitching quilt tops, doing bindings or sewing on labels. Thank you for your kindness and generosity.

---


## **FALL COLORS AND SPECIALTY RULERS**

From Sharon Rhoton

It's a rare quilter who doesn't have more specialty rulers than she or he knows what to do with, so the new block of the quarter is giving us all an excuse to use them! Make any block, in any size, using a specialty ruler. For our purposes here, a specialty ruler is defined as "any ruler that isn't just a straight line or a plain square." This would be a great excuse to pull out that ruler you bought a while ago but have never used! Choose fall colors, and be sure to attach a slip of paper to your block(s) with your name and the name of the ruler you used. The blocks will be drawn at the Monday holiday party on December 7th.

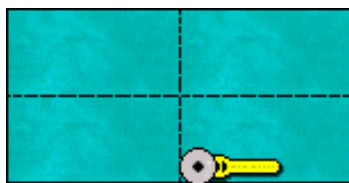
## AMISH DIAMOND

From Pat Wyatt

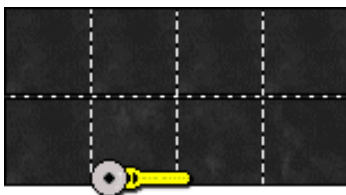


This pattern makes a 12" block. Please use three clear solid colors, in your choice of palette.

**Step #1** Using *Color 2*, cut a 7" x 13" rectangle. Cut this piece into four 3-1/2" x 6-1/2" rectangles.

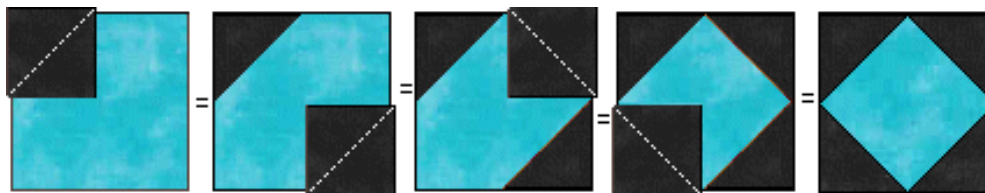


**Step #2** Using *Color 3*, cut a 7" x 14" strip into eight 3-1/2" squares.



**Step #3** Place a *Color 3* (3-1/2" square) right sides together with the upper left corner of the *Color 1* 6-1/2" square.

**Step #4** Mark the diagonal in the direction shown above, and sew ON the diagonal line. Trim off excess seam allowance and press the remainder towards the center square. Now sew another *Color 3* 3-1/2" square to the opposite corner in the same manner, and to the two adjacent corners. Square this back to 6-1/2" if needed.



**Step #5:** Now you are ready to piece the block! Refer to the diagram for placement. Make rows first, then join rows to make the block. Be sure to alternate pressing directions to avoid those bulky seams!

Source: Dec 1999 Marcia Hohn, <http://www.quilterscache.com>

Faithful Circle Quilters  
Lauren Swanger, Editor  
P. O. Box 6231  
Columbia, MD 21045

Email: [newsletter@faithfulcirclequilters.com](mailto:newsletter@faithfulcirclequilters.com)


Faithful Circle Quilters  
welcomes anyone  
interested in quilts and  
quilting.

We meet Monday evenings  
from 7 to 9 pm  
AND

Thursday mornings  
from 10 am to 2 pm

At the  
First Presbyterian  
Church on  
Rt. 108 at Rt. 29  
Columbia, MD

Please come join us and  
visit our web site at  
[www.faithfulcirclequilters.com](http://www.faithfulcirclequilters.com)



**BETTY KILROY SEPTEMBER  
BIRTHDAY PARTY**

- 01 Jane Sinek
- 08 Sue Ellian
- 10 Mitsn Mitchell
- 12 Barbara Buchanan
- 13 Eleanor Howe
- 14 Nelly Cuellar
- 18 Ann Corbett
- 19 Judi Warren
- 23 Joyce Ritter
- 26 Kenzie Preston
- 27 Kelly Walsh
- 28 Nancy G. Martin

- 29 Sheila Riess
- 29 Della LeConte
- 30 Debbie Castner
- 30 Claudia Pearce

**CALENDAR**

- September 3 - Love Quilts Thursday
- September 7 - Labor Day: No Meeting
- September 14 - Love Quilts Monday