

The Circular

Vol. XXXII No. 6 The Newsletter of Faithful Circle Quilters

February 2014

FCQ Officers

President

Carolyn May

Treasurer

Janette Tarr

Assistant

Treasurer

Michelle Tarr

Thursday

Vice President

Susan Mann

Secretary

Sandy
Schlossberg

Monday

Vice President

Nora Goldstein

Secretary

Mary Beth Little

PRESIDENT'S MESSAGE

From Carolyn May

Looking for something to do on a cold wintery day? I recently took the "behind the scenes" quilt tour at the Smithsonian American History Museum. Only two quilts were on display in the museum itself, but behind closed doors is a huge and exquisite collection that represented almost every quilting technique imaginable.

Special quilt tours at this Museum are given on the second and fourth Tuesday each month. Our guide led us upstairs through lots of long halls and many turns to a door that (with code) allowed 30 seconds to enter. Thank goodness I was in a small group. She then began to open the many drawers exhibiting some of the 400 very elaborate and very old quilts. A particular favorite of mine was the 1856 white on white quilt made by Virginia Ivy to depict the fairground in Russellville, Kentucky. It was beautifully designed (lots of animals and people), hand stippled, 12 stitches per inch (though they looked much smaller). I also loved an 1893 quilt by a soldier in Alaska named Jewett Curtis--hand pieced entirely with 7/8 inch diamonds made of wool-- too many diamonds to count. There were so many impressive quilts in so many designs.

If you don't want to brave the cold, many of these quilts are on-line at <http://americanhistory.si.edu/collections/object-groups/national-quilt-collection>. For the tour call (202)633-3825 for reservations. It's really delightful to see how our art has evolved.

www.photobucket.com/albums/w517/FCQuilters

QUILT SHOW INFORMATION

QUILT REGISTRATION INFORMATION

From Janette Tarr and Sheva Farkas



Registration of your quilts for displayed in our 2014 show has begun! It ends on Monday, March 31; no registrations accepted after March 31. Don't delay!

Direction and information are available at all meetings and either Janette Tarr or Sheva Farkas will be available at every meeting during the registration period (to nag and pester everyone to get their entries registered early). And we will be available to take photos of your quilts if needed.

For those attempting to register via the online questionnaire, we have learned that some people have better luck following the link at the top of the email containing the questionnaire. This will open a new window with the questionnaire in it. Also, when filling in the length and width fields, enter numbers only - no need for units (inches, ").

If you have problems or questions, contact Janette, Sheva or email us at fcq2014quilts@gmail.com
Good Luck and keep the registrations coming!

ITEMS FOR THE 2014 SILENT AUCTION

From Sandy Schlossberg, Susan Mann, Sherrin Murray

It's time to get started on projects for the Silent Auction for 2014. Some suggestions for items that have sold well include handbags, totes, children's items, appliquéd squares and tops, lap quilts, pin cushions, scarves, and other textile-related pieces. Quilt show visitors are looking for exciting, dynamic, and innovative pieces. It is gratifying to hear the responses of the visitors when they visit the Silent Auction space. All Silent Auction items will be offered with a "buy it now" option. A patron can take any item if they pay four times the opening price. Remember, all proceeds collected here go toward the education fund and pay for the well-known instructors who come to teach and lecture.

PEDDLER'S TABLE

From Anne Kelly

Time to start your list of Peddler's items. Email Anne Kelly amksews@gmail.com with your three chosen initials. Approval at this early stage will prevent duplicates. Then begin a list at item number 1 with a clear description and the price: "skinny quarter red rosebuds 2". If you want to start packaging the items be sure to mark them with the same initials and sequence as your list:

Example: Amk001 skinny quarter red rosebuds 2

2014 QUILT SHOW: \$10 AND UNDER TABLE

From Beth Bohac and Peg McClelland

At the last quilt show, the \$5 and Under Table brought in approximately \$900 for FCQ. This year, we are hoping to top that number. We've increased our dollar limit to \$10 and under and now we are looking to our talented members to provide us with lots of wonderful items to tempt our quilt show guests (and let's face it, each and every one of us) into supporting the guild.

You can bring your finished items to any meeting from now until the quilt show. If you need ideas, please ask, or if you have ideas and need fabric, let us know. We might be able to help you. We plan on having a section for holiday items (yes, Christmas is coming!), baby goods, etc. Thanks in advance for your help!

EDUCATION

From Maria O'Haver

Upcoming Demos:

On **Monday, Feb 10**, Janette Tarr will be doing a demo on applique for beginners. Janette will also be doing this demo on Thursday, March 13.

On **Thursday Feb 13**, Eleanor Fabiszak will be doing a demo on Gyleen Fitzgerald's Y-seam technique. Eleanor will also be showing us Gyleen's newest ruler.

Upcoming Classes:

Nancy Chong is coming to FCQ

Nancy Chong, owner and designer for The Pacific Rim Quilt Company (www.prgc.com), will be coming to Maryland in June. On Thursday, June 19, she will be giving a lecture on "Hawaiian Quilting: Its History, Traditions & Superstitions". Nancy began making Hawaiian quilts in 1978, and immediately became intrigued with the history and folklore surrounding this spectacular quilting art form. With her own quilts, she will share what she has learned about the traditions and superstitions that are interwoven with Hawaiian quilt making, the mysterious story of how they began, and how they became her obsession. Nancy will also be teaching a 2-day class on "Designing your Personal Hawaiian Quilt". In the Hawaiian tradition, each Hawaiian quilt is an original design. Here is your opportunity to design your very own pattern in whatever size you desire (from block to wall to bed-sized quilt.) No Hawaiian quilt making experience required -- just a desire to design your own unique Hawaiian quilt! Drawing skills are not necessary. If you can cut with scissors you can do this. The class will be Fri/Sat June 20 & 21 from 9-4pm each day and the cost for members will be \$100. Class registration will start Monday March 10 and payment is due at time of registration. See Maria O'Haver to sign up for the class after March 10.

Save the Date:

Mary Lou Weidman is coming to FCQ for a lecture on Oct. 2, 2014 and 2 day class on Oct. 4&5. Mark your calendars!

LOVE QUILTS

From Marianne Hendrickse

Thanks to all the guild members who so generously donated of their time to assisting with Love Quilts. During the month of January, we were able to deliver 55 quilts to the Howard County Hospital foundation in Columbia. I met many of the Nurse Managers on the Cardiac and Oncology units, and they all expressed their thanks on behalf of the patients who will eventually receive the quilts while undergoing treatments at the hospital.

There will be no Love Quilts at the Monday evening meeting, as the church is being used. We will however do Love quilts at the Thursday morning meeting on February 6. The Love Quilt committee will meet at my house on February 17. If you are interested in attending please call for directions.

BUS TRIP FOR 2014



The first trip is on Friday March 14 to Lancaster, PA for the American Quilters Society show. The \$45 price includes transportation, driver's tip and entrance to the show and is **due by February 7**.

The second trip is to Oaks, PA on **September 19** for the PA Quilt Extravaganza show. \$45 includes the transportation, driver's tip and entrance to the show.

The last and most popular is the shopping trip on **October 17**. We go to Sauders Fabrics, Shady Maple Smorgasbord for lunch and the Kitchen Kettle area.

Checks are to be made out to **Milltown Quilters** for \$45 per trip. Please sign up and pay to Sheri Thompson (nights), Eleanor Howe or Sandy Lynch (days) or email sandyquilts38@gmail.com.

KOMEN RAFFLE QUILTS

From Stephanie Sanidas

The next Komen quilt raffle is scheduled for April 13, 2014 in Ocean City, MD. We have donated fabric and pattern ideas to get you started. And our guild has volunteers to machine quilt your donated quilt top. If your schedule is too busy for the April race, please consider making a quilt for the October quilt raffle in Hunt Valley. Talk to Darlys Hughes or Stephanie Sanidas if you have any questions.

NEWS OF INTEREST

Southern Comforters Quilt Show

The Best Little Quilt Show in Maryland sponsored by Southern Comforters is Saturday, March 22, 2014, 10 am to 5 pm and Sunday, March 23, 2014, 11 am to 4 pm at C. Elizabeth Rieg Special Center, Bowie, MD. Admission \$7; save \$1 with donation of a nonperishable food item to be given to Bowie Interfaith Food Pantry. In addition to the Show Quilts, there is a special display of Little Quilts, a featured quilter, informative demonstrations, Comforters Keepsakes, Silent Auction, Out of the Attic, quilt appraisals, raffle baskets, children's activities, and a Merchants Mall. Raffle Quilt created by members of Southern Comforters and quilted by Julia Graves. For more information, visit www.southerncomforters.org or contact Mary Nielsen, Quilt Show Chairman, [\(443\) 223-4066](tel:4432234066) or Mary Kay Kerr at sewsewinish@gmail.com

Original Sewing & Quilt Expo

The Expo has moved and will be at the Hunt Valley Inn on March 6, 7 & 8, 2014. Check for more information at www.sewingexpo.com.

On the FCQ website and new in the Quilt links section

More links to some popular modern quilting blogs have been posted. Tutorials and free patterns are available on most. Links have also been added to sites with information on this summer's guest instructor Nancy Chong. As always if you have a favorite blog -especially for beginners or applique, contact Linda Kerrick.


QUILT RETREAT

From Paula Henry

Our annual quilt retreat will take place June 6-8, 2014 at the Riverview Retreat Center at Camp Pecometh in Centreville, MD. Housing is hotel-style with double occupancy. Five meals will be provided beginning with dinner on Friday and ending with brunch on Sunday. The sewing room will be available for our use from Friday at 10 am until 4 pm on Sunday. The cost for the retreat will be \$225 per person. The current plan is for an unstructured weekend where you can bring and work on any of your own projects. This is a great opportunity to get away, relax, sew and socialize with some of your fellow guild members. To reserve your spot, contact Paula Henry, 410-531-6632. Space is limited to 24 people, 2 per room. You can give your \$50 deposit to her at a meeting or send by mail. Please provide the name of your roommate or indicate that you would like to be paired up with someone when sending your deposit.

"DOTS FOR TOTS" QUILT CHALLENGE FOR PROJECT LINUS


From Stephanie Sanidas



I hope you enjoyed our heartwarming "Dots for Tots" Show and Tell in January. I am happy to report half of our challenge quilts are finished! And our challenge participants are busy working on the rest of the polka dots quilts. If you are entering your challenge quilt in our quilt show, it must be finished and registered before March 31st. Otherwise, your dot quilt needs to be completed and turned in by May 1st. We will donate all polka dot challenge quilts to Project Linus after the quilt show.

BLOCK OF THE QUARTER - HEARTS


From Sharon Roton



This quarter includes a number of holidays where we celebrate our love for our friends and family -- Christmas, Kwanzaa, Hanukkah (ok, it was a little early this year, but it's usually in this quarter!), all the way up to Valentine's Day. So the Block of the Quarter this time will be hearts -- any technique, any color, on any background, square or rectangle, from 3" x 3" to 12" x 12" (finished). A winner will be drawn on the first Monday in March. Let the love flow!

Looking for this banner

If you know where this banner is, please get in touch with Nancy G. Martin nmartinquilter@peoplepc.com



BLOCK OF THE MONTH - February 2014
Bonnie Hunter's Four Patch and Furrows
From Pat Wyatt

We had over 50 blocks for **December's Garlic Knots!** The **winners** were Margaret Minton and Janette Tarr.

Since so many of us are busy finishing quilts for the upcoming show, this month is an easy block -- Bonnie Hunter's Four Patch and Furrows. We will be doing only the four patch.

Directions: Cut one 18" X 2" neutral or background strip and two 2" X 9" coordinating block strips. Chain sew the two 9" block strips on top of the 18" background strip. Cut the background strip between the block strips and press seams towards the dark fabric. At this point Bonnie likes to take the strip pairs and cut them in 1/2 (she just folds and cut with scissors at this point) so that she can flip one half of the strip and lay it on top of the bottom strip with right sides facing and with dark on top of light/light on top of dark. This way when she trims them to two inch strips, they are already aligned and matched up and she is ready to feed the pairs through the machine to sew into 4 patches. Each strip set will give you two 4 patches. Press the 4 patches open, and snip the connecting threads between them! This is where you can choose which fabric you want running diagonally down the center of your block! Try it both ways and see which you like the best! When you are ready, sew the four 4 patches together into one double 4 patch block.




The link to her web page for this block is <http://quiltville.com/4patchfurrowspf.html> . The blocks finish at 6".
Faithful Circle Quilters

Janet O'Leary, Editor
P. O. Box 6231
Columbia, MD 21045

Email: newsletter@faithfulcirclequilters.com

/// Faithful Circle Quilters
/// welcomes anyone
/// interested in quilts and
/// quilting.
///
/// We meet on Monday
/// evenings
/// from 7 to 9 pm
/// AND
///
/// Thursday mornings
/// from
/// 10 am to 2 pm
/// At the
/// First Presbyterian
/// Church on
/// Rt. 108 at Rt. 29
/// Columbia, MD
///
/// Please come join us and
/// visit our web site at
/// www.fairfulcirclequilters.com
///



Betty Kilroy's February Birthday Party

- 06 Barbara Bennett
- 06 Sandy Lynch
- 08 Paula Henry
- 08 Janet O'Leary
- 08 Jean Webster
- 14 Mona McCammon
- 17 Sue Scott
- 19 Peg McClelland
- 21 Eleanor Fabiszak
- 24 Sue Haynie
- 28 Jonnifer Lennon

CALENDAR

- Feb 3** - Meeting is at Sew-Vac
- Feb 6** - Love Quilts
- Feb 7** - Bus Trip money due
- Feb 10** - Meeting is at Sew-Vac
- Feb 17** - No meeting, Presidents Day
- Feb 26** - Caring Hands
- Mar 14** - Lancaster Bus Trip