

The Circular

FCQ Officers

President
Carol Petranek

Treasurer
Kathy Lee

**Assistant
Treasurer**
Janet O’Leary

**Thursday
Vice President**
Carol Roberts
Secretary
Debbie Jensen

**Monday
Vice President**
Amanda Bush
Secretary
Barbara Bennett

**The President's Message
will return in September**

QUILT SHOW NEWS

From Sheva Farkas

Quilt Show News — Maria has finished quilting the raffle quilt and the tickets have arrived. Be sure to take the 20 tickets you have to sell . It’s a beauty! Thanks to all who worked on the quilt and especially MARIA O’HAVER for her quilting and SewVac for sponsoring the tickets.

www.photobucket.
com/albums/w517
/FCQuilters

FALL RETREAT WITH JOYCE HUGHES

From Maria O'Haver

This year's Fall retreat at Pecometh will be held Friday, September 27th through Sunday, September 29th. Six meals, Friday dinner through Sunday lunch are included. Joyce Hughes will be teaching a Dimensional Thread Painting workshop (Blue Hummingbird panel) on Friday. Lunch that day will be planned, a pot luck, with participants bringing a dish to share.

The remainder of the weekend retreat will be UFO sewing time. Pecometh is located near Centreville, MD, and has wonderful sewing space and comfortable hotel style rooms that can be single or double occupancy. The dining room serves farm to table meals which are delicious. There is plenty of space in the facility to lay out quilts, sit in a quiet location, or take a walk outside.

Registration is now open. Single occupancy rooms are \$475 and double occupancy rooms are \$310. Contact MARIA O'HAYER with any questions and to register. A deposit of \$75 is required upon registering.

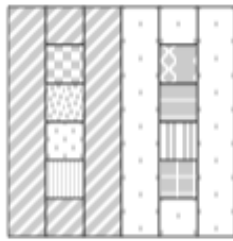
Balance of payment is due by the end of July. Although the weekend retreat is full, there is no one on the wait list. The Friday workshop with JOYCE HUGHES starts at 10am and ends at 4pm (with a pot luck lunch planned). There are several spaces open for the workshop only (cost of \$60).



EARLY SNAP PEAS

From Linda Schiffer

This pattern makes a 12" block.



When I had young children and a garden, one of the earliest pleasures was eating oriental sugar peapods right off the vine. Sweet and crisp, they were a taste of summer glory. In honor of that joy, you can have your own garden of sweet peas forever!

CUTTING INSTRUCTIONS:

Since this is our fantasy garden, your peas do NOT have to be all green.
<smile> Choose two colors that contrast nicely to make your pods - the scrappier the better! Use different scrappy prints for each pea for maximum variety.

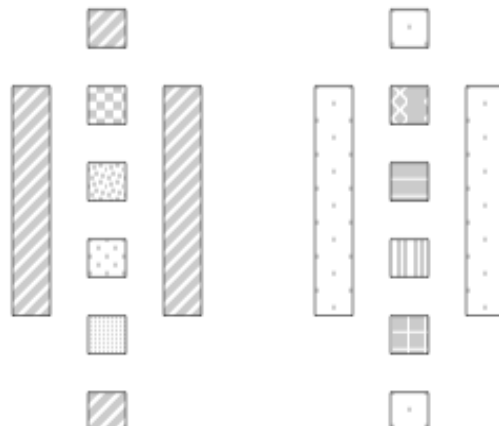
PEAS: Cut Five 2.5" squares of light colored and of darker 'peas'

PODS: Cut Two 2.5" squares of 'light' pod print and of 'dark' pod print,
Cut Two 2.5" x 12.5" rectangles of 'light' and of 'dark' pod prints.

ASSEMBLY:

Sew together your pods with peas as shown below.

Be sure to add your name to the front if you'd like to be included in the block drawing; if you prefer to simply participate, add your name on the back of your square.



Faithful Circle Quilters
Lauren Swanger, Editor
P. O. Box 6231
Columbia, MD 21045

Email: newsletter@faithfulcirclequilters.com


Faithful Circle Quilters
welcomes anyone
interested in quilts and
quilting.

We meet Monday evenings
from 7 to 9 pm
AND

Thursday mornings
from 10 am to 2 pm

At the
First Presbyterian
Church on
Rt. 108 at Rt. 29
Columbia, MD

Please come join us and
visit our web site at
www.faithfulcirclequilters.com



Betty Kilroy's August Birthday Party

01 Margie Kaufman
05 Julia Graves
08 Judy Jefferson
09 Frances Parker
12 Maureen Bumiller
15 Rose Panczenko
16 Lynne Douglas
18 Debbie Baisel
18 Paula Woods
19 Judith Katz
25 Susan Schreures
25 Sheri Thompson

CALENDAR