

# The Circular

## FCQ Officers

### President

Carol Petranek

### Treasurer

Kathy Lee

### Assistant

### Treasurer

Janet O'Leary

### Thursday

### Vice President

Carol Roberts

### Secretary

Debbie Jensen

### Monday

### Vice President

Amanda Bush

### Secretary

Barbara Bennett

## PRESIDENT'S MESSAGE

*From Carol Petranek*

We are in the heart of winter, a time that can seem to drag until cheery daffodils hail spring. But at FCQ, we are blowing past the arctic air and are focusing on warming hearts with three upcoming initiatives.

The beauties of vibrant color—teal, yellows, greens, purples—will bring our new raffle quilt to life. The Raffle Quilt Committee has created a spectacular design in a beautiful palette, and all who choose to participate can help make our new masterpiece. Sew-ins and instructions are being planned. Many thanks to George Hubbell and her committee for their inspiration and hard work.

Plans are being finalized for an upcoming TAPS (Tragedy Assistance Program for Survivors) quilt initiative. This is being coordinated by STEPHANIE SANIDAS and MARIA O'HAVER.

And... just in time for Valentine's Day, GEORGIA MORRIS has a "heartfelt" mini-project for the NICU which she will soon be explaining and demonstrating.

The love and care that members exhibit in organizing projects such as these is what makes being a member of FCQ such a joyful experience. Truly, there are new and inspiring projects for everyone who desires to contribute to our community. Please be attentive to upcoming announcements, and plan to join in the creativity and fun!

[www.photobucket.com/albums/w517](http://www.photobucket.com/albums/w517)

[/FCQuilters](#)

## A QUILTED JOURNEY AROUND THE WORLD WITH LINDA M POOLE

*From Maria O'Haver*

This is the title of the lecture Linda M Poole will be giving for FCQ on Thursday March 21. Look at the world through the eyes of American and International quilters and see what inspires them in their quilts.

Linda will also be teaching a full day workshop on Saturday March 23 on her fabric painting techniques. The class will be her Monarch Butterfly (class fee of \$70 includes a kit fee). You will learn to paint, blend and shade with Inktense ink pencils and pigments. Doodle designs get added to your butterfly to make it your one of a kind masterpiece. Learning from Linda, an experienced painter and quilt instructor, will be a class to remember. She promises that anyone can do this! Registration is now open. Contact MARIA O'HAVER to sign up.



### SAVE THE DATES FOR 2019

Thursday March 21 Lecture with Linda M Poole

Saturday March 23 Workshop with Linda M Poole

Thursday May 9 Lecture with Debby Kratovil

Saturday May 11 Workshop with Debby Kratovil

Thursday Sept. 26 Lecture with Joyce Hughes

Friday Sept 27 Workshop with Joyce Hughes at Pecometh Retreat Center

Fri-Sun Sept 27-29 Fall Retreat at Pecometh Riverview Retreat Center

---

### MONTHLY DEMOS

*From Carol Roberts*

The 4th Thursday has been designated as "Demo Thursday." This month our 4th Thursday demo comes courtesy of Barbara Burnham. She will demonstrate the big stitch, a hand quilting technique.

Also don't forget we are now having a quilter's evolution each week. One or two quilters will show an early and recent quilt showing their progress in quilting..

---

### QUILT SHOW COMMITTEE CHAIRS MEETING

*From Sheva Farkas*

The dates of our show are set for April 16-18th 2020, with April 15th for set up. The committee chairs will meet on March 9<sup>th</sup>, 2019 after the board meeting. Anyone interested in helping to organize is welcome to attend. We will distribute committee chair information before the meeting.

---

## EDUCATION SURVEY

*From Maria O'Haver*

Thanks to everyone who responded to the survey about our guild's education program. Here are the results for the non-comment questions. We had 83 members (48% of members) respond to the survey.

### 1. Have you taken FCQ workshops in the past 2 years?

- 4.82% Yes almost all
- 8.43% Yes more than half
- 54.22% Yes, a few
- 32.53% No, not any

### 2. What do you think about the frequency of workshops offered?

- 89.02% The right amount
- 12.2% More workshops
- 0% Less and 0% none

### 3. What do you think about the frequency of guest lecturers offered?

- 65.43% Right number
- 34.57% More
- 0% less and 0% none

### 4. What are the reasons you didn't take a particular workshop? (more than one answer was allowed)

- 13.25% Not interested in the teacher
- 62.65% Not interested in the topic
- 60.24% Dates/times didn't work with my schedule
- 0% Don't want/like to take workshops
- 16.87% Don't want to start another UFO/project
- 6.02% Don't like full day workshops
- 6.02% Too many other things going on to take workshops
- 3.61% The cost is too high
- 1.2% Don't want to spend \$ on workshops
- 15.66% Other

### 5. What are the reasons why you do sign up for a workshop? (more than one answer was allowed)

- 39.02% Wanted to make the quilt/project
- 43.9% Enjoy taking workshops
- 84.15% Wanted to learn the technique
- 59.76% I always learn something new
- 42.68% Wanted to take a workshop from that particular teacher
- 29.27% Wanted to be in workshop with fellow FCQ members
- 4.88% Needed something fun to do that day

**6. Should the Fall retreat at Pecometh continue to be an educational event?**

- 41.43% Yes, workshop and some UFO time is good
- 10% Yes, whole retreat should be a workshop or two
- 18.57% No change format to only a UFO retreat
- 31.43% No, neither format interests me

**7. If you never, or rarely, attended the Fall Retreat, why not?**

- 40% Time of year is too busy
- 2.86% Don't like the location
- 18.57% Don't want to take a workshop at the retreat
- 17.14% Too expensive
- 31.43% N/A - I attend retreat whenever possible

---

**QUILTED HEARTS for NEWBORN BABIES**

*From Georgia Morris*

Howard County Hospital NICU has requested small, quilted, hearts for premature babies. The hearts will be used to help babies bond with their parents while the babies are in incubators and can't be picked up and held. Please see *GEORGIA MORRIS* for samples and sewing instructions. Donations of nursery fabrics (flannel and quilting cotton) are also requested. Thank you for helping our newest neighbors and their families.

---

**IMPORTANT INFORMATION FOR ALL MEMBERS**

*From Joanne Brazinski*

If you are unable to create a directory login, have had people tell you that you aren't in the directory, or if you are a new member missing a name badge/id card, please contact the membership chair. [membership@faithfulcirclequilters.com](mailto:membership@faithfulcirclequilters.com) (If you need an ID card and are not a new member, please look in the box!) If you are in the directory, but are not receiving emails, please contact the email chair and newsletter editor [fcqnews@emaildodo.com](mailto:fcqnews@emaildodo.com).

---

**EMBROIDERY MACHINE BLOCK OF THE MONTH**

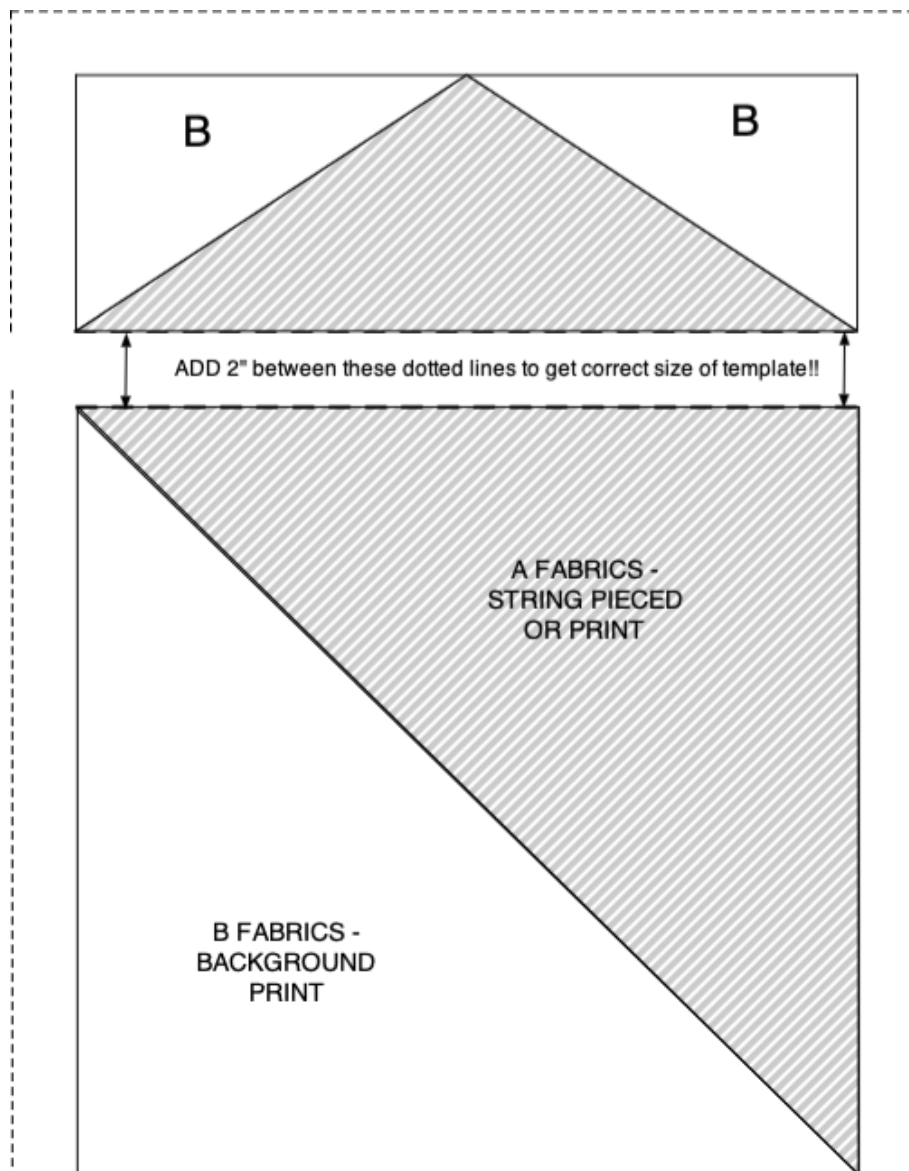
By Linda Kerrick

Sarah Vedeler's Simply Dreaming Mystery Quilt. This is not a free program. [www.machineappliqueembroider.com](http://www.machineappliqueembroider.com) -Simply Dreaming is located in the store. See Sewfresh.com for a free, cute Harry Potter quilt-along and FandominStitches.com for a Star Trek row-along. On Quilting is My Therapy, see Angela Walter's new 4 part series on reverse applique and quilting. For featherweight aficionados, check out [www.singer-featherweight.com](http://www.singer-featherweight.com) and [featherweightdoctor.com](http://featherweightdoctor.com). Finally, check out Tilda's World for cute free quilt and craft patterns.

## HEART STRINGS

By Linda Schiffer

In honor of Valentine's Day, I suggest a heart shaped patchwork design for this month's Block of the Month. The template below can be traced off onto your favorite foundation material (copy paper, washable interfacing, water-soluble paper, muslin, etc). **BE SURE TO MAKE ONE AS SHOWN AND ONE REVERSED** so you will have two mirror-image halves for your heart. String piece the heart itself (fabric A) and use a nice background print (fabric B) for your block. Warm colors are friendliest for these hearts!



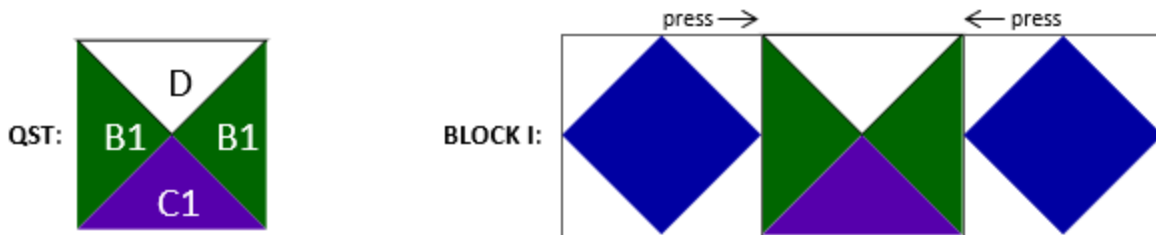
## MYSTERY CHALLENGE

From Janette Tarr and Michelle Tarr

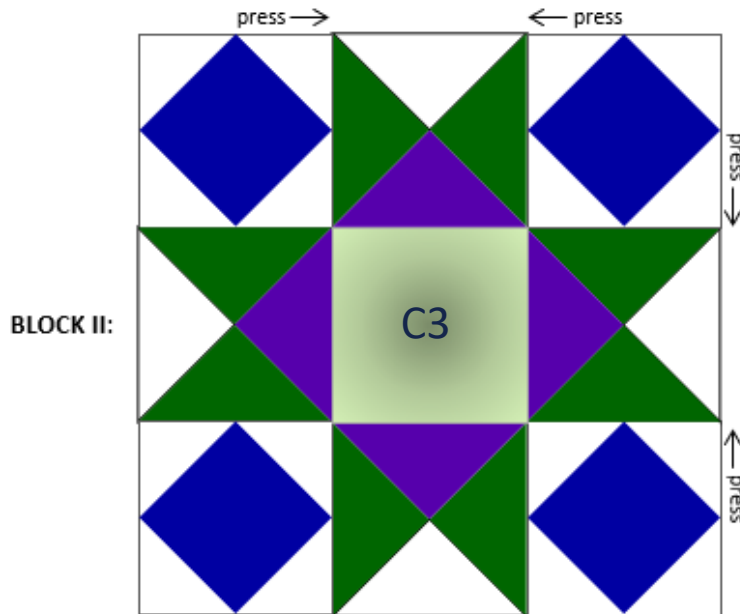
Step 6: Let's make a couple of blocks. With this step, 2 blocks will be assembled from previously made units. Now you may have noticed, you haven't used any of the fabric C3. We need to cut this now. You can fussy cut this fabric if desired. Cut  $3 \frac{1}{2}$ " squares - based on the size quilt you are making.

	small	lap	twin	full	queen	king
Size	33" x 33"	51" x 51"	51" x 69"	69" x 69"	69" x 87"	87" x 87"
Fabric C3	5	13	18	25	32	41

**Block I:** To make this block you will need two Square-in-Squares (SIS) and one quarter-square triangles (QST) unit the specific QST unit needed is shown here. The assembled final dimensions of Block I is  $3 \frac{1}{2}$ " x  $9 \frac{1}{2}$ " (unfinished).



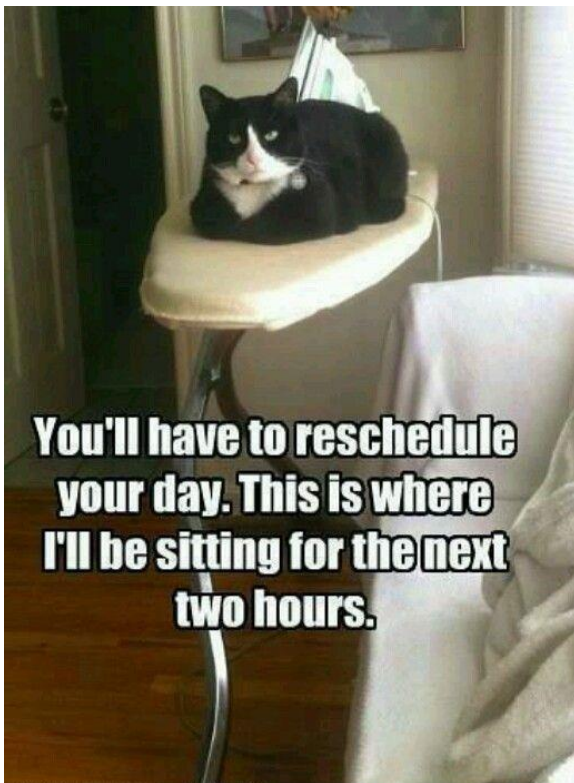
**Block II:** Use the  $3 \frac{1}{2}$ " squares of fabric C3, the rest of the above QST, and all but 4 of the remaining SIS to assemble Block II (shown here). The final dimensions of Block II is  $9 \frac{1}{2}$ " x  $9 \frac{1}{2}$ " (unfinished). The number of blocks you need to assemble is dependent on the size of quilt you are making.



	small	lap	twin	full	queen	king
Size	33" x 33"	51" x 51"	51" x 69"	69" x 69"	69" x 87"	87" x 87"
Block I	4	8	10	12	14	16
Block II	5	13	18	25	32	41

Cold?  
Do some sewing.  
You'll still be cold but at  
least you'll be sewing!

[facebook.com/QuiltingSewingCreating](https://www.facebook.com/QuiltingSewingCreating)



Faithful Circle Quilters  
Lauren Swanger, Editor  
P. O. Box 6231  
Columbia, MD 21045

Email: [newsletter@faithfulcirclequilters.com](mailto:newsletter@faithfulcirclequilters.com)


Faithful Circle Quilters  
welcomes anyone  
interested in quilts and  
quilting.

We meet Monday evenings  
from 7 to 9 pm  
AND

Thursday mornings  
from 10 am to 2 pm

At the  
First Presbyterian  
Church on  
Rt. 108 at Rt. 29  
Columbia, MD

Please come join us and  
visit our web site at  
[www.faithfulcirclequilters.com](http://www.faithfulcirclequilters.com)



## Betty Kilroy's February Birthday Party

06 Barbara Bennett  
08 Paula Henry  
08 Janet C. O'Leary  
14 Jo Gaither  
17 Sue Scott  
19 Peg McClelland  
21 Eleanor Fabiszak  
24 Lynda Gaidis  
24 Sue Haynie  
28 Jonnifer Lennon  
28 Cathy Oliver  
29 Rita Kaiser

## CALENDAR

Thurs. Feb. 28 Barbara Burnham Demo