

The Circular

FCQ Officers

President
Carol Petranek

Treasurer
Kathy Lee

**Assistant
Treasurer**
Janet O'Leary

**Thursday
Vice President**
Carol Roberts
Secretary
Debbie Jensen

**Monday
Vice President**
Amanda Bush
Secretary
Barbara Bennett

The President's Message will return in September.

THINGS TO DO THIS SUMMER:

QUILT ODYSSEY

Hershey Lodge & Convention Center July 25 - 28.

Merchant's mall and exhibits are open Thursday - Saturday from 10-6, and on Sunday from 10-4. There will be nationally known teachers, 80+ merchants, and a fabulous quilt show. Hershey Lodge and Convention Center is located at 325 University Drive, Hershey, PA.

For directions to the lodge and convention center, go to <http://www.hersheylobby.com/> and click under "location & directions."

FACETS OF QUILTING

From Sheva Farkas

The quilt show committee will be taking the month of July off to celebrate the completion of the raffle quilt named "Through the Looking Glass." MARIA O'HAVER has generously offered to quilt it with her typical amazing talent. Sew Vac in Ellicott City has donated the cost of printing the raffle tickets and the tickets will be on order. If you stop in at Sew Vac (their Row by Row is great, by the way), thank them for their generosity. Our next meeting will be in August, after the board meeting.

COMFORT QUILT CHALLENGE

From Stephanie Sanidas

Over fifty FCQ members have started the Comfort Quilt challenge. Mystery fabric bags are still available, if you'd like to join in on the fun! COMFORT is the theme and the focus. Whatever is comforting to you, will also bring comfort to the recipient of your quilt.

Quilts will be donated to children and adults for the 2020 challenge. Recommended sizes are baby (32" x 40"), lap (40" x 60"), or twin-sized (60"-70" x 85"-90") quilt. After the quilt show, quilts will be donated to local charities as designated by the quilt maker. Possibilities include Howard County Department of Aging Project Holiday, Loan Closet of Howard County, Sleep In Heavenly Peace, Bridges to Housing, Grassroots, St Agnes Hospice, Komen Race for the Cure, Howard County General Hospital, Alpha Pregnancy Center, TAPS, Project Linus or any charity of your choice.

FALL RETREAT WITH JOYCE HUGHES

From Maria O'Haver

This year's Fall retreat at Pecometh will be held Friday, September 27th through Sunday, September 29th. Six meals, Friday dinner through Sunday lunch are included. Joyce Hughes will be teaching a Dimensional Thread Painting workshop (Blue Hummingbird panel) on Friday. Lunch that day will be planned. a pot luck, with participants bringing a dish to share.

The remainder of the weekend retreat will be UFO sewing time. Pecometh is located near Centreville, MD, and has wonderful sewing space and comfortable hotel style rooms that can be single or double occupancy. The dining room serves farm to table meals which are delicious. There is plenty of space in the facility to lay out quilts, sit in a quiet location, or take a walk outside.

Registration is now open. Single occupancy rooms are \$475 and double occupancy rooms are \$310. Contact MARIA O'HAVER with any questions and to register. A deposit of \$75 is required upon registering.

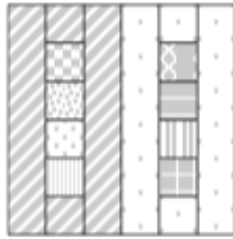
Balance of payment is due by the end of July. Although the weekend retreat is full, there is no one on the wait list. The Friday workshop with JOYCE HUGHES starts at 10am and ends at 4pm (with a pot luck lunch planned). There are several spaces open for the workshop only (cost of \$60).



EARLY SNAP PEAS

From Linda Schiffer

This pattern makes a 12" block.



When I had young children and a garden, one of the earliest pleasures was eating oriental sugar peapods right off the vine. Sweet and crisp, they were a taste of summer glory. In honor of that joy, you can have your own garden of sweet peas forever!

CUTTING INSTRUCTIONS:

Since this is our fantasy garden, your peas do NOT have to be all green.
<smile> Choose two colors that contrast nicely to make your pods - the scrappier the better! Use different scrappy prints for each pea for maximum variety.

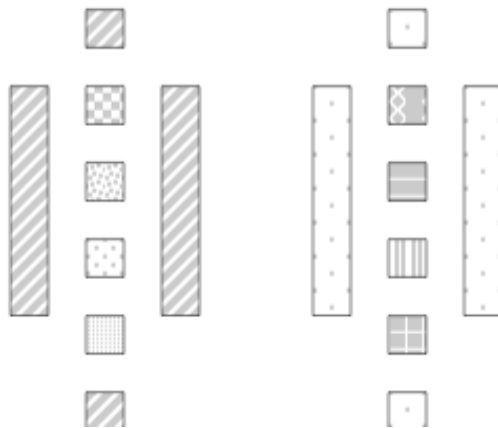
PEAS: Cut Five 2.5" squares of light colored and of darker 'peas'

PODS: Cut Two 2.5" squares of 'light' pod print and of 'dark' pod print,
Cut Two 2.5" x 12.5" rectangles of 'light' and of 'dark' pod prints.

ASSEMBLY:

Sew together your pods with peas as shown below.

Be sure to add your name to the front if you'd like to be included in the block drawing; if you prefer to simply participate, add your name on the back of your square.



Faithful Circle Quilters
Lauren Swanger, Editor
P. O. Box 6231
Columbia, MD 21045

Email: newsletter@faithfulcirclequilters.com


Faithful Circle Quilters
welcomes anyone
interested in quilts and
quilting.

We meet Monday evenings
from 7 to 9 pm
AND

Thursday mornings
from 10 am to 2 pm

At the
First Presbyterian
Church on
Rt. 108 at Rt. 29
Columbia, MD

Please come join us and
visit our web site at
www.faithfulcirclequilters.com



Betty Kilroy's July Birthday Party

- 15 Patty Stenpeck
- 17 Caren Fitzpatrick
- 18 Peggy Duke
- 28 Shirley Landes
- 31 Becky Hassell

CALENDAR

- Monday July 1 - Love Quilts
- Thursday July 11 - Love Quilts
- Monday July 22 & Thursday July 26
NO MEETING - Vacation Bible School