

# The Circular

## FCQ Officers

### President

Carol Petranek

### Treasurer

Kathy Lee

### Assistant

### Treasurer

Janet O'Leary

### Thursday

### Vice President

Carol Roberts

### Secretary

Debbie Jensen

### Monday

### Vice President

Amanda Bush

### Secretary


Barbara Bennett

## PRESIDENT'S MESSAGE

*From Carol Petranek*

Edward Hopper is my favorite American artist. Like Norman Rockwell, his work captures the spirit of Americana, but with a different twist: he blends impressionism with realism for a most distinctive style.

I first saw Hopper's work several years ago at the National Gallery of Art in D.C. One of his paintings, in particular, spoke to me: Entitled, [Girl at Sewing Machine, 1921](#), this lovely woman shares our passion to create.



Our guild is filled with artists who see the world through prisms of differing experiences. Each of their styles is unique and we can often determine the identity of the artist by simply looking at the colors, theme, and workmanship.

At our June meetings, we will have the opportunity to grab a bag of fabric and create something wonderful for a charity of our choice.

These challenge quilts will be on display at our 2020 Show. As we hunch over our sewing machines, we can feel a connectivity of creativity with Hopper's young girl. It could be any one of us in his painting!

To see Hopper's paintings, click [here](#).

[www.photobucket.com/albums/w517/FCQuilters](http://www.photobucket.com/albums/w517/FCQuilters)

## FCQ 2020 QUILT SHOW TEN AND UNDER TABLE

*From Nancy Meier*

It is time to think about making items for the Quilt Show's \$10 and Under Boutique. We have provided a list of good ideas to get you started, and you can visit websites such as [sewmamasew.com](http://sewmamasew.com) or [diyjoy.com/sewing-crafts-to-make-and-sell/](http://diyjoy.com/sewing-crafts-to-make-and-sell/) to kick-start your projects. Some ideas include:

- 1 No-sew dog toys
- 2 Contact lens cases
- 3 Reversible placemats
- 4 Kindle covers
- 5 Ribbon bookmarks
- 6 Water bottle slings
- 7 TV remote control organizers
- 8 Baby burp cloths
- 9 Baby bibs
- 10 Running belts
- 11 Wrap and fuse coasters
- 12 Cloth napkins
- 13 Catnip cat toys

What better way to enjoy these hot summer days than creating fabulous items for the quilt show inside the comfort of your air-conditioned sewing room! Contact LAUREN SWANGER or NANCY MEIER for any questions you might have, or to turn over your items for the show.

---

### COMFORT QUILT CHALLENGE

*From Stephanie Sanidas*

With our upcoming quilt show, it is time to start thinking about our FCQ Comfort Quilt challenge. For the past four quilt shows, it has been inspiring to walk into a room of quilts made to comfort someone who needs a hug. Themes have been flamingoes, polka dots, critters, and an alphabet letter. Since quilts will be going to children and adults for the 2020 challenge, Comfort will be our main focus. Think about what is comforting to you - a color, a pattern, a landscape, a place, an activity, or a memory of your grandmother's antique quilt. Whatever is comforting to you, will also bring comfort to the recipient of your challenge quilt.

Members will have the opportunity to select a bag of mystery fabric to make a baby (32" x 40"), lap (40" x 60") or twin (60"-70" x 85"-90") quilt. After the quilt show, quilts will be donated to local charities as designated by the quilt maker. Possibilities include Howard County Department of Aging Project Holiday, Loan Closet of Howard County, Sleep In Heavenly Peace, Bridges to Housing, Grassroots, St Agnes Hospice, Komen Race for the Cure, Howard County General Hospital, Alpha Pregnancy Center, TAPS, Project Linus or any charity of your choice.

Comfort Quilt Challenge fabric bags will be available at the June parties and Monday and Thursday meetings, while supplies last.

## UPCOMING BUS TRIP TO HERSHEY

*From Sherri Thompson*

We will be offering a bus trip to the Hershey Quilt Odyssey 2019 on Saturday, July 27, 2019. The cost will be \$57, which includes transportation, driver gratuity, and show admission.

There will be two pick up points offered this year:

The first at the Park and Ride at Rt. 108 and Presbyterian Circle, Columbia at 8:00 a.m.

And the second at Deereco Road and Greenspring, Timonium at 8:30 a.m.

We will return at approximately 7:30 p.m.

There will be a dinner stop at Cracker Barrel (on your own) en route home.

Please make your check made payable to: Village Quilters

Your check may be given to your guild coordinator or mailed to: SHERI THOMPSON, 7422 Cherry Tree Drive, Fulton, MD 20759

---

## FALL RETREAT WITH JOYCE HUGHES

*From Maria O'Haver*

This year's Fall retreat at Pecometh will be held Friday, September 27<sup>th</sup> through Sunday, September 29<sup>th</sup>. Six meals, Friday dinner through Sunday lunch are included. Joyce Hughes will be teaching a Dimensional Thread Painting workshop (Blue Hummingbird panel) on Friday. Lunch that day will be planned. a pot luck, with participants bringing a dish to share.


The remainder of the weekend retreat will be UFO sewing time. Pecometh is located near Centreville, MD, and has wonderful sewing space and comfortable hotel style rooms that can be single or double occupancy. The dining room serves farm to table meals which are delicious. There is plenty of space in the facility to lay out quilts, sit in a quiet location, or take a walk outside.

Registration is now open. Single occupancy rooms are \$475 and double occupancy rooms are \$310. Contact MARIA O'HAYER with any questions and to register. A deposit of \$75 is required upon registering.





WISDOM FROM THE WONDERFUL ANNE TAINTOR WEBSITE



when you  
make it  
yourself


it's whatever size you say it is

©anne taintor, inc.



my mascara ran...

I'm counting it as exercise



what wine  
pairs well  
with birthday cake?



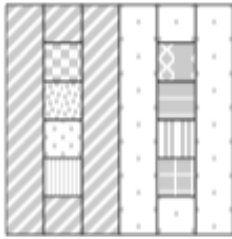
everything matches  
after four martinis

©anne taintor, inc.

## EARLY SNAP PEAS

By Linda Schiffer

This pattern makes a 12" block.



When I had young children and a garden, one of the earliest pleasures was eating oriental sugar peapods right off the vine. Sweet and crisp, they were a taste of summer glory. In honor of that joy, you can have your own garden of sweet peas forever!

### CUTTING INSTRUCTIONS:

Since this is our fantasy garden, your peas do NOT have to be all green.  
<smile> Choose two colors that contrast nicely to make your pods - the scrappier the better! Use different scrappy prints for each pea for maximum variety.

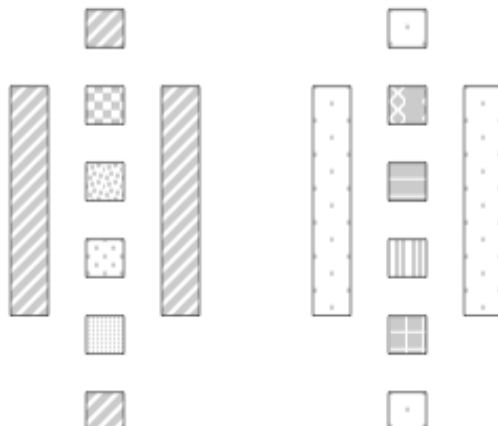
PEAS: Cut Five 2.5" squares of light colored and of darker 'peas'

PODS: Cut Two 2.5" squares of 'light' pod print and of 'dark' pod print,  
Cut Two 2.5" x 12.5" rectangles of 'light' and of 'dark' pod prints.

### ASSEMBLY:

Sew together your pods with peas as shown below.

Be sure to add your name to the front if you'd like to be included in the block drawing; if you prefer to simply participate, add your name on the back of your square.



Faithful Circle Quilters  
Lauren Swanger, Editor  
P. O. Box 6231  
Columbia, MD 21045

Email: [newsletter@faithfulcirclequilters.com](mailto:newsletter@faithfulcirclequilters.com)


Faithful Circle Quilters  
welcomes anyone  
interested in quilts and  
quilting.

We meet Monday evenings  
from 7 to 9 pm  
AND

Thursday mornings  
from 10 am to 2 pm

At the  
First Presbyterian  
Church on  
Rt. 108 at Rt. 29  
Columbia, MD

Please come join us and  
visit our web site at  
[www.faithfulcirclequilters.com](http://www.faithfulcirclequilters.com)



## Betty Kilroy's June Birthday Party

- 01 Monica Thomas
- 05 Lauren Swanger
- 07 Jane Pollitt
- 12 Elizabeth (Betsy) Cooper
- 12 Ann Seed
- 14 Frances Fico
- 17 Alice Burnett
- 20 Kathy Hasson
- 20 Jane Scott
- 20 Gilma Squire
- 26 Amy Evseeff
- 27 Linda Bernard
- 30 Diana Morraye

## CALENDAR

- Monday June 3 - FCQ Summer Dinner
- Monday June 3 - Installation of Officers
- Thursday June 6 - FCQ Summer Luncheon
- Thursday June 6 - Installation of Officers
- Monday June 10 - Love Quilts
- Thursday June 13 - Love Quilts