

# The Circular

## FCQ Officers

### President

Carol Petranek

### Treasurer

Janet Curotto

### Assistant

### Treasurer

Nancy Meier

### Monday

### Co-Vice

### Presidents

Amanda Bush

Jean Storrs

### Secretary

Barbara Bennett

### Thursday

### Vice President

Carol Roberts

### Secretary

Debbie Jensen

## PRESIDENT'S MESSAGE

*From Carol Petranek*

As the days brighten and lengthen, we look forward to the joys of spring. Having an assurance of the cycles of nature, it is easier to move through the dark days of winter or the intense heat of summer. Being able to look ahead brings perspective and, at times, encouragement. But our feet are planted in today, and the present is where we live.

Today, some of us are working on projects for our quilt show event. We have until March 23 to submit our entries; that's three full weeks to finish, or even begin and finish a project. Our present is now bustling with activity and anticipation of displaying our handiwork and sharing our creations. Hundreds of people will be inspired, uplifted and energized by what they will see in our show.

The cycle of FCQ centers around our quilt shows. Held every two years, they are the means by which we obtain revenue to keep FCQ going. This newsletter has an article on how you can help with publicity. Getting the word out is essential. Selling raffle tickets and selling quilt show tickets is absolutely critical to our success.

Each of us has a part to play in moving our guild through the present stage of its cycle. We will soon be receiving information on how to volunteer during the show itself. All of us are needed and there is a task that each of us can do. Let's create and donate, publicize and enlist, and make this the best show ever!

[www.photobucket.com/albums/w517/FCQuilters](http://www.photobucket.com/albums/w517/FCQuilters)

# COUNTDOWN TO FAITHFUL CIRCLE QUILTERS' 2020 QUILT SHOW FACETS OF QUILTING

From Susan Lutz

Each member is encouraged to promote the Quilt Show! Here are some ideas about how you can help.

**\*\*\*Reminder to sign up for places to promote our show by putting up fliers/post cards:** [Various shops-quilt/fabric, knit/needlework, card/scrapbooking/stamps; grocery stores; restaurants; museums; hospital waiting rooms/employee break areas; exercise clubs; hair/nail/pet grooming salons; churches; community college; other...](#)

**\*\*\* Places you can promote online include:**

- Create an email to mail to friends, relatives, etc.
- Create a post on your Facebook page, Instagram, Twitter account, etc.
- Create a post on your website, if you have one.
- Create a post on NextDoor, a neighborhood site that has an Events page. You will have to create an account on <https://nextdoor.com/> and post under "events".
- If a field asks for a graphic, you can download the *Quilt Show blue logo* and/or the *raffle quilt picture* and insert it there.

You have received several emails with information you will need to post online. The emails include the same information given below. Just copy/paste it into an email, Facebook page, etc. If you have not received the email describing how to post, contact CAROL PETRANEK.

[You can download a photo of the raffle quilt here: https://tinyurl.com/vx4t79u](https://tinyurl.com/vx4t79u)

[You can download a photo of the "blue logo" here: https://tinyurl.com/ujt7xru](https://tinyurl.com/ujt7xru)

[You can download the printed information shown below here: https://tinyurl.com/umtkjmw](https://tinyurl.com/umtkjmw)

**Below is the Quilt Show information you will need to post online:**

**Faithful Circle Quilters' 2020 QUILT SHOW "Facets of Quilting"**

Thursday, April 16, 2020 .....10:00am to 6:00 pm

Friday, April 17, 2020 .....10:00am to 6:00 pm

Saturday, April 18, 2020 .....10:00am to 4:00 pm

Featuring: Nearly 300 Quilts on Display; Mini Demos; Vendors; \$10 & Under Boutique; Silent Auction; Consignment Corner/Peddler's Table; Raffle Baskets; Quilt Art Lectures Friday & Saturday at 12:00 noon.

"Through the Looking Glass" Raffle Quilt Drawing Saturday, April 18 at 3:00 pm.

Raffle Quilt Tickets: \$1 or 6 for \$5 Need not be present to win.

First Presbyterian Church of Howard County - 9325 Presbyterian Circle, Columbia, MD 21045.

Admission: \$8 for 3 days; Children 10 & under free. Please do not bring food, beverages or strollers into the show.

<https://faithfulcirclequilters.com/2017/11/01/faithful-circle-quilters-2018-quilt-show-2/>

## QUILT SHOW ENTRY

*From Joanne Brazinski*

You will need your FCQ name badge in order to get into the quilt show free. If you've misplaced yours, please let our membership chair, JOANNE BRAZINSKI, know as soon as possible so it can be replaced.

---

## LIST OF QUILT SHOW VENDORS

*From Alka Mital*

The following vendors will be available during our 2020 Quilt Show

- Handloom Batik
  - Capital Quilts
  - Wilson's Calico Corner
  - Spring Water Designs
  - Fitzies
  - Tatting by Wendy
  - The Crabby Quilter
  - The Cloth Peddler
- 

## QUILT SHOW RAFFLE BASKETS

*From Linda Kerrick and Tonya Tiffany*

Raffle Baskets are looking for donations! Fat quarters of any type! We'll do the sorting. Books, notions and new/gently used rulers also accepted. This year's specialty baskets will be children (novelty fabrics), pets, paper piecing, applique and wool (6" squares). The chocolate basket will also be repeated: food items, chocolate colored and sweets or cocoa themed fabrics. If you are traveling, consider picking up local specialty chocolates. Also under consideration is a "hometown" basket with Maryland themed items.

---

## QUILT SHOW COMMITTEE MEMBERS MEETING

*From Sheva Farkas*

There will be an all hands meeting of the quilt show committee members on Saturday, March 14th after the board meeting at about 10:30 a.m. All committee chairs should be in touch with KIM READING about their volunteer needs for the quilt show. Submit any issues and topics to Sheva at [sbpowers@verizon.net](mailto:sbpowers@verizon.net)

---

## EDUCATION DATES FOR 2020:

Thursday, May 7 Lecture at 10:30am with MJ Kinman  
Saturday, May 9 Workshop with MJ Kinman  
September 25 - 27 Fall Retreat at Pecometh  
Friday September 25 One Day Workshop 1 with Deborah Boschert at Retreat  
Saturday September 26 One Day Workshop 2 with Deborah Boschert at Retreat

---

## QUILT REGISTRATION INFORMATION

*From Janette Tarr and Barbara Bennet*

Registration for quilts to be displayed in our 2020 show is currently underway and will end Monday, March 23<sup>rd</sup>. Please get your entries ready and registered! You should have received several emails with a link to the online submission form.

You may submit five quilts. It is very important to prioritize your quilts carefully (1-5, with 1 being you're the most important one to you). There are always problems trying to figure out how many quilts can be hung in advance and with the different layout this year, it is even more difficult. In the event that there are too many quilts to display, your prioritization will help our quilt hangers decide which of your quilts is most important to you to have displayed.

All of the Comfort Challenge quilts will be displayed, so please remember to enter these challenge quilts with a priority "0" (zero)! These do not count as one of your max of five quilts.

In response to member questions, the quilt "Size" definition is based on the "top" dimension of the quilt only. This decision is based on the pole lengths - which have been standardized. This size definition is:

- Small <= 39 inches (no sleeve required)
- Medium 40 - 59 inches (sleeve required)
- Large 60 -91 inches (sleeve required)
- X-Large >= 92 inches (sleeve required). These quilts are limited in number as they must be hung in Lyle Buck along wall and hanging from ceiling.

A representative of the registration committee will try to be at all meetings during the registration period to answer questions and to "gently" remind you to have your entries registered early. We will also take photos of any of your quilts. A quilt is not 'registered' until you have submitted the form and supplied a photo.

---

## DIAMOND DIVAS & DRAMA QUEENS COLORED GEMSTONES AS DESIGN INSPIRATION

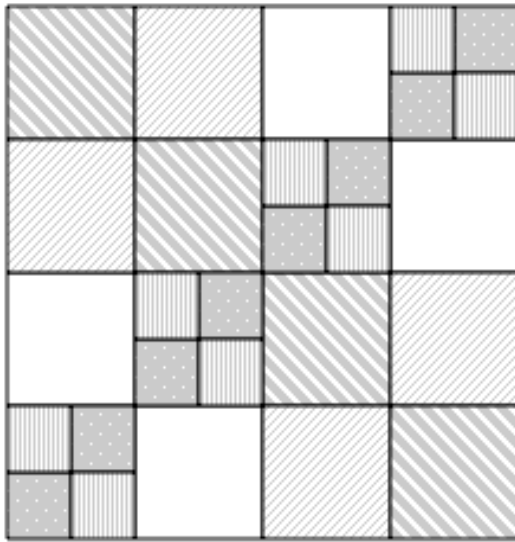
*From Maria O'Haver*

MJ Kinman, textile artist, will present her lecture on Thursday May 7 at 10:30am at the church's Lyle S. Buck Hall. MJ Kinman makes the biggest diamonds in the world using fabric! She will explain how she was inspired and will share some of her quilting history, along with her quilts.

MJ will be teaching a workshop, "Bite Size Gems", on Saturday May 9 from 9am-4pm. Students will learn how to create their own singularly beautiful work of faceted light using the same single-foundation piecing technique MJ uses to create her diamond quilts. Participants will leave the class with a small top, which can be quilted later. The class is for confident beginner to intermediate level quilter. If you have wanted to learn about paper piecing and how to apply that knowledge to make a unique quilt, this is the class for you. Registration is now open for this full day, \$50, workshop. Contact MARIA O'HAYER to register.

## BLOCK OF THE MONTH - TRIPLE FOUR PATCH BLOCK

From Linda Schiffer



### Triple Four Patch Block

finishes 12" square

Four patch blocks are elegantly simple and are often the first patchwork pattern taught to beginners. Quick to piece, this block is asymmetrical and can be arranged into many overall designs to make a quilt top.

Mark your block(s) with your name on the front for a drawing entry; winner will be chosen at the first April meeting.

*(‘cool’ colors = blue, green, teal, etc; ‘warm’ colors = red, hot pink, orange, yellow, etc. Be sure to choose fabrics with good contrast to one another so your 4 Patch squares are distinct)*

#### Materials and Cutting Directions for Scraps:

- \*Two ‘cool’ color prints for the large 4Patches: cut four 3.5" squares of each fabric
- \*Two ‘warm’ color prints for the small 4Patches: cut eight (8) 2" squares of each fabric
- \*One ‘background’ fabric in white or white-on-white: cut four 3.5" squares

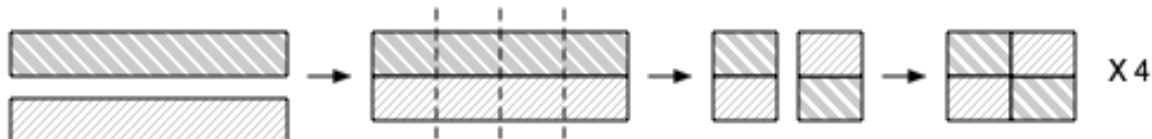
#### Alternatively, if you would prefer to strip piece your 4 Patches:

- \*Cut ‘cool’ color 3.5" x 14" strips, one of each of two colors.
- \*Cut ‘warm’ color 2" x 16" strips, one of each of two colors.
- \*Cut one 3.5" x 14" white or w-o-w strip.

#### Sewing Directions:

\*For cut scrappy squares: arrange your chosen colors as shown above and sew together.

\*For strip piecing: Sew the two ‘cool’ color strips together, long sides adjacent, into a single strata. Subcut this strata into 3.5" x 6.5" rectangles as shown below. Pair these and reverse one of the pair to alternate the colors:



Sew the two ‘warm’ color strips together in a similar fashion; subcut into 2" x 3.5" rectangles; assemble into eight (8) 4 Patch units, each measuring 3.5" square.

Lay out the units you have sewn into the block arrangement shown above and sew together your Triple 4 Patch block (should measure 12.5" with seam allowances).

Faithful Circle Quilters  
Lauren Swanger, Editor  
P. O. Box 6231  
Columbia, MD 21045

Email: [newsletter@faithfulcirclequilters.com](mailto:newsletter@faithfulcirclequilters.com)


Faithful Circle Quilters  
welcomes anyone  
interested in quilts and  
quilting.

We meet Monday evenings  
from 7 to 9 pm  
AND

Thursday mornings  
from 10 am to 2 pm

At the  
First Presbyterian  
Church on  
Rt. 108 at Rt. 29  
Columbia, MD

Please come join us and  
visit our web site at  
[www.faithfulcirclequilters.com](http://www.faithfulcirclequilters.com)



## Betty Kilroy's March Birthday Party

- 03 Janet Currotto
- 07 Barbara Laskowski
- 11 Cynthia Porter
- 12 Janine Byrnes
- 13 Kesten Blake
- 14 Bonnie Stapleton
- 15 Georgia Morris
- 22 Margaret Minton
- 24 Elaine Bishop
- 26 Darlys Hughes
- 31 Patricia Baker

## CALENDAR

- Thurs. Mar 19 - No Guild Meeting
- Mon. Mar. 23 - **LAST DAY** to Register  
Quilts!
- Thurs. Mar. 26 - No Guild Meeting