

The Circular

FCQ Officers

President
Margaret Minton

Treasurer
Janet Curotto

**Assistant
Treasurer**
Nancy Meier

**Monday
Co-Vice
Presidents**

Jean Storrs
Secretary
Deb Simon

**Thursday
Vice President**
Linda Kerrick
Secretary
Kathy Hasson

PRESIDENT'S MESSAGE

From Margaret Minton

Friends,

What is your relationship with scraps? Do you dump all the tiny ones, or cut them into tidy pieces? Do you save strings or selvages? Do you trim your scraps into ready-to-use squares or logs? Or do you give them to a friend so you don't have to deal with them yourself?

I recently tried making "crumb" blocks, using fabric pieces that are too small or misshapen to employ in other designs. From a little box of "nothing" - small and miscellaneous pieces - I have made a big stack (37 counting) of tumbler blocks. It takes **nothing** from the stash, and makes only the tiniest dent in the scraps, but it is satisfying all the same.

Other than that small effort, my overflowing scrap bins have not received much attention recently. Do you have a secret for controlling scraps? Please share!

www.photobucket.com/albums/w517/FCQuilters

LOVE QUILTS

From Sue Andrews and Sue Leicht

We are happy to report that **460** quilts have been donated so far. Many thanks to guild members for your continued support.

Charity	Date	# WC	#Small	#Medium	#Large	Total
HopeWorks	9/14/2020				20	20
Bridges to Housing	9/21/2020		10		10	20
Grassroots	9/24/2020		9	1	1	11
Loan Closet	9/17/2020	5				5
Loan Closet	9/23/2020	9				9
Cool Kids	10/05/2020		10			10
Grassroots	10/12/2020			1	19	20
Loan Closet	10/24/2020			1		1
Grassroots	10/26/2020				10	10
Veterans at Charlotte Hall	11/17/2020	5	45			50
Loan Closet	11/17/2020			20		20
HoCo Department of Aging for Holiday Project	12/1/2020	7		27	6	40
Bridges to Housing	12/21/2020		20			20
Grassroots	02/15/2021				8	8
Bridges to Housing	02/21/2021		30			30
Loan Closet Kids	02/28/2021		16	14		30
Loan Closet	03/09/2021			12	8	20
Cool Kids Spring Event	03/12/2021		110			110
Cool Kids Beach Quilts	03/29/2021				7	7
Sleep in Heavenly Peace	04/08/2021				19	19
Total		26	250	76	108	460

LOVE QUILTS SUMMER GET TOGETHERS - UPDATE

From Sue Andrews and Sue Leicht

We are planning to have small groups (6-8 people) meet each week in Sue Leicht's back yard to work on Love Quilts. We ask that only fully vaccinated guild members participate in this activity. At this time, due to the rise in cases and the presence of COVID variants, we also ask that participants wear masks. That guidance will be reevaluated during the summer weeks. We will have the following stations set up:

- A three-table station for the threading of large quilt sandwiches (2 people)
- A two-table station for the threading of medium quilt sandwiches (2 people)
- An area for machine sewing quilt kits (1-2 people)
- An area for tying and/or sewing labels

The summer get togethers will officially begin mid-June after the cicada season. If possible, we will hold sessions before that time and will contact members who have responded. If you're interested in participating in this activity, please send an email to sueleicht@verizon.net with the following information:

- Best way to contact you
- Preference: day, evening, or weekend
- Where you would like to work: threading, machine sewing, tying, labeling

THE LOVE QUILTS CHURCH BIN HAS KITS

The Love Quilts blue bin (located next to the church kitchen door) is stocked with a variety of kits. Kits are also available at Love Quilt Summer get togethers.

COOL KIDS BEACH PROJECT

We're right on track with our donation to Cool Kids for their beach vacation! We hope to complete the balance of the Beach quilts by mid-summer to then restock for our other agency needs in the Fall. Thanks to all who have donated so far.

ROUND ROBIN

From Janette Tarr

The Round Robin is done. We have 22 quilt tops that have been turned in and are ready to be returned to the maker of the original block.

All of these will be displayed in a show-n-tell at the Monday (May 10) and Thursday (May 13) meetings.

They are all pretty AWESOME!

FCQ 2021 ELECTIONS

From Margaret Minton

Voting will take place the first week of May for the following slate of officers to serve from June 2021-June 2022:

President:	Margaret Minton
VP Day:	Linda Kerrick
Night VP:	Marcia Wolf
Treasurer:	Janet Currotto
Ass't. Treasurer:	Tanya Stankewicz
Secretary Day:	Kathy Hasson
Secretary Night:	Deb Simon

Nominations from the floor, if any, will be entered into the running. Voting will be via show of hands 🙌 during the meetings of May 3 and May 6.

EXECUTIVE BOARD MEETING

From Margaret Minton

The Executive Board, including both outgoing and incoming officers, will meet via Zoom on Saturday, May 8. All members are invited to attend. An invitation with link will be distributed the day before the meeting.

UPCOMING MEETINGS

From Jean Storrs

May 10th and 13th will be a slide show of the Round Robin quilts made this year by members.

May 24th and 27th will be "Whose Quilt?". Can you match the quilt to the maker?

June 14th and June 17th will be a slide show of Flower Quilts. Send Jean your pictures of floral quilts.

June 28th and July 1st will be a rousing game of quilt-related "Would You Rather?"

SAVE THE DATE

From Maria O'Haver

Fall Retreat at Pecometh will be held September 24 - 26, 2021.

EDUCATIONAL DEMOS - MARK YOUR CALENDARS

From Maria O'Haver

All Star Virtual Sampler Platter

Faithful Circle has purchased enrollment in this fantastic Zoom classroom experience and is offering free attendance for our guild members. An all-star cast of 18 quilt teachers will demonstrate some of their favorite quilting techniques, showcasing a wide variety of styles and techniques. Each demo will be 15 minutes in length. In between each demo, there will be some short and entertaining Zoom tutorials that will help you get the most out of a Zoom workshop. Come when you can, stay as long as you'd like and enjoy.

A Zoom link, along with a PDF with written instructions to go along with each teacher's demonstration, as well as a page with zoom tips, will be sent out before the meeting. You're all invited... no need to enroll.

May 22, 3-6pm

Catherine Redford	Walking Foot Quilting Beyond the Ditch
Trudy Cleveland	Photograph Your Quilt with a Smartphone
Natalya Khorover	Hand Stitching on Single-use Plastic
Ashli Montgomery	Storytelling Tees, pair T-shirts with Blocks
Dana Jones	Demystifying Design for Foundation Piecing
Kelly Ashton	Calculations, Cutting, and Why it Matters
Margarita Koriath	Dimensional Designs with Light Modeling Paste
Nina Clotfelter	Ruler Work on Your Domestic Machine
Sheila Frampton-Cooper	Curved Piecing and Using Monofilament Thread

May 23, 3-6pm

Sandy Fitzpatrick	Fusible Appliqué with Decorative Machine Stitching
Andi Stanfield	Building a Monochromatic Color Palette
Sue Sherman	Needle Turn Appliqué for Hawaiian Quilting
Ellen Lindner	How to Finish Your Quilt with a Facing
Karen Miller	Curled Feather Quilting on a Home Machine
Joyce Hughes	Thread Painting, Before and After
Lisa Shepard Stewart	Ankara Folded Hexie Blocks and Projects
Ana Buzzalino	Paintstiks on Fabric with Stencils and Rubbing Plates
Brenda Gael Smith	Piecing Freeform Banded Triangles

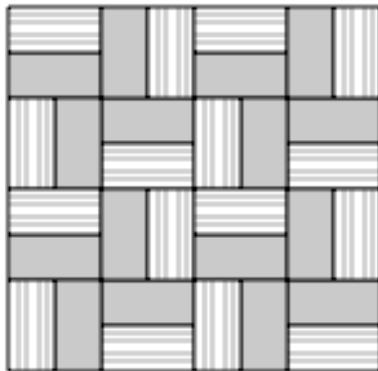
(The event is hosted by The Global Quilt Connection)



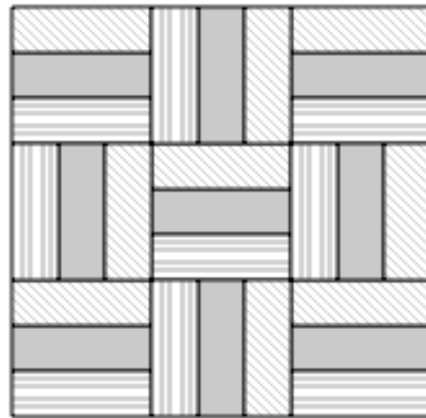
Further Adventures of the Scrappy Variety

by Linda Schiffer

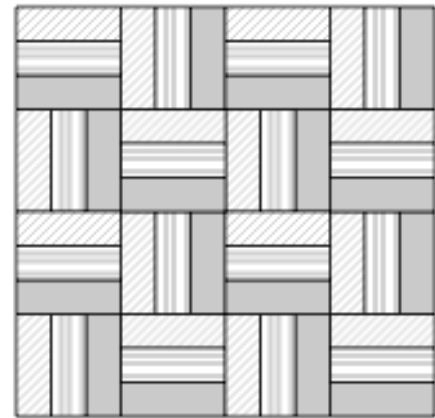
I thought I would share some other patchwork blocks that can be made using 'brick'* rectangles - the theme of this block of the quarter effort for charity quilt making. I suspect that all of you could generate some other designs with thought ... these are just a few I could imagine. Measurement formula given below the name describes the rectangle dimensions needed for each pattern.




"paddlewheel"
1width x 2widths




"basketweave"
1width x 3widths



"rail fence"
1width x 3widths



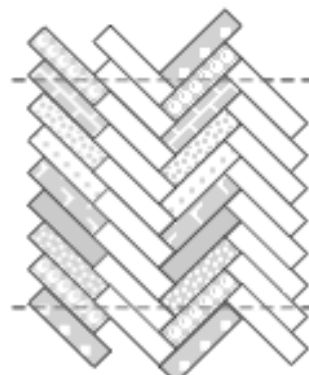
"bubbles"
1w x 2 w
assemble in columns




"brick wall"
any rectangle



"rail fence" on point = chevrons
1width x 3widths



"twisted bricks"
1w x 3w rectangle (?)



"stacked bricks"
1w x 2w rectangles

Please note that I found all of these designs used in already-made quilts on *Pinterest*. As far as I could find, they are all traditional designs in the public domain.

Faithful Circle Quilters
welcomes anyone
interested in quilts and
quilting.

We meet Monday evenings
from 7 to 9 pm
and
Thursday mornings
from 10 am to 2 pm.

At the First Presbyterian
Church on
Rt. 108 at Rt. 29
Columbia, MD.

Please come join us and
visit our web site at
www.faithfulcirclequilters.com

Online meetings take place
Mondays at 7 PM and
Thursdays at 11 AM.

Betty Kilroy's May Birthday Party

- 05 Barbara LaNore
- 06 Loren (Buck) Buchanan
- 08 Kim Reading
- 09 Janet Sivo
- 11 Judy Barnett
- 12 Margo Cramer
- 15 Inge Stocklin
- 16 Elizabeth G. Gross
- 16 Marianne Hendrickse
- 17 Jane Ebert
- 18 Diane Hughes
- 23 Mary Beth Little
- 26 Vonda Cline
- 28 Kathy Davis
- 30 Nora Goldstein

Upcoming Special Topic Meetings

- May 8 - Executive Board Meeting
- May 10 and 13 - Round Robin Quilts slide show
- May 22-23 - All Star Virtual Sampler Platter
- May 24 and 27 - "Whose Quilt Is This?"
- June 14 and 17 - Flower Quilts slide show
- June 28 and July 1 - "Would You Rather?" game

Debbie Castner, Editor
P. O. Box 6231
Columbia, MD 21045
Email:
newsletter@faithfulcirclequilters.com