

The Circular

FCQ Officers

President

Carol Petranek

Treasurer

Janet Curotto

Assistant

Treasurer

Nancy Meier

Monday

Co-Vice

Presidents

Amanda Bush

Janet Storrs

Secretary

Barbara Bennett

Thursday

Vice President

Carol Roberts

Secretary

Debbie Jensen

PRESIDENT'S MESSAGE

From Carol Petranek

Do you remember the Girl Scout jingle: "make new friends but keep the old, one is silver and the other gold." That came to me at a recent guild meeting when several new members were introduced. We are so fortunate to have, and delighted to welcome, many new people to FCQ in 2019. Some are new to the area, and some have lived here for many years; a few have recently retired; others have returned after an absence. Some are new to quilting, and others are well-skilled. But every one strengthens our guild with ideas, talents, and perspectives; and every one is needed and treasured.

As we move into fall and our time shifts to indoor activities, we can focus on projects that support our guild and our community. Our biannual quilt show (April 16-17-18, 2020) will need items for the Silent Auction and \$10 & under Boutique, as well as many hands to plan and work the show. Proceeds from the October Silent Auction will be used to purchase food for Thanksgiving baskets, which are distributed to those in need. There are sick children who need Linus quilts and elderly people who need lap quilts. Our service members and their families can be comforted with patriotic and TAPS quilts. All around us there are people with needs, and within us there are people who can help meet those needs.

This is an exciting time to be part of FCQ! Whether you are "silver" or "gold," you are part of a supportive and caring guild. By working together, we uplift each other and make our little corner of the world a very special place.

SILENT AUCTION

From Elaine Bishop and Sue Leicht

Faithful Circle Quilters (FCQs) will hold their annual Silent Auction on Monday evening, October 14, 2019, in Lyle Buck Hall. All proceeds will be donated to the First Presbyterian Church of Howard County's Thanksgiving Basket Program for families in need.

You can set up your items for auction from 6:45-7:15 PM; bidding will be from 7:30-8:00pm. Raffle winners will be announced shortly after the bidding closes.

Bidding forms are available at the end of this newsletter, and in a folder found in "the meeting box," and on the night of the auction. Please include a separate form for each item. If desired, you can specify a minimum bid amount on your form for a designated item. Examples of auction items in the past include fabric, unfinished quilt tops or other projects, jigsaw puzzles, plants, yarn, etc. We will also have a separate auction table for wrapped baked goods and a "Just a Dollar" table for patterns and books.

More items are needed for the chocolate and holiday raffle baskets. Please turn in any items by Thursday, October 10 to **JANET SIVO** or **SUE LEICHT**. We now have 50 fat quarters for the Fat Quarter raffle basket!

Kindly let **BETH BOHAC** know if you can make cookies for the refreshment table.

THANK YOU in advance for contributing to this event!

\$10 AND UNDER TABLE IDEAS

From Nancy Meier and Lauren Swanger

You're creative, you love our guild, and you want to contribute to the \$10 and under table for our 2020 quilt show, but feel slightly stumped about what to make? Don't let a little thing like not knowing what to do stop you! Here are some great websites to stoke the fires of your imagination: sewmasew.com/diyjoy.com/sewing-crafts-to-make-and-sell/ www.allfreeseewing.com/ crazylittleprojects.com/25-things-sew-30-minutes/ www.bhg.com/crafts/sewing/accessories/easy-sewing-projects/ <https://www.sewcanshe.com/blog/diy-tiny-quilt-magnets?>

Our sew-in will be on Saturday, October 26th from 10:00am - 3:00pm. Bring your machine, some great ideas and a bag lunch. You're sure to have a great time!

2019-2020 MEMBERSHIP DRIVE

From Joanne Brazinski

You have until October 31st to sign up for the new year, and it's so easy to do! Since we now have the online directory, our process is just slightly different. Use the directory to look at your *current* information. (If you do not have online access, please see the instructions on how to load it below.) If all of the information is correct, simply print out the attached membership form and check the box "All information is correct! Just update my membership." (*Please be sure to put your **full name on the form**, so we know who you are!*) If membership information is not correct or is missing data, list the corrections/additions before turning it in. New members will, of course, fill out the entire form. Please turn in your form and payment by October 15th, 2019. After October 31st, non-renewing members will no longer have access to the directory.

COMFORT QUILT CHALLENGE

From Stephanie Sanidas

I hope everyone is making progress on their Mystery Challenge Comfort Quilts. It will be wonderful to see these quilts displayed in our April 2020 "Facets of Quilting" show. In May 2020, the Challenge Quilts will be donated to members in our community to provide comfort and cheer. Recommended sizes are baby (32" x 40"), lap (40" x 60") or twin (60"-70" x 85"-90") quilt. Challenge quilts will be donated to the charity of your choice: Howard County Department of Aging Project Holiday, Loan Closet of Howard County, Sleep In Heavenly Peace, Bridges to Housing, Grassroots, St Agnes Hospice, Komen Race for the Cure, Howard County General Hospital, Alpha Pregnancy Center, TAPS, or Project Linus. See **STEPHANIE SANIDAS** if you need inspiration or assistance.

QUILT SHOW POSTCARDS READY FOR DISTRIBUTION

From Susan Lutz

The Publicity Committee is excited to announce that quilt show post cards are ready for distribution at meetings. Pick up a few to give to your friends, relatives, neighbors and more. Each member is encouraged to promote the Faithful Circle Quilters' 2020 QUILT SHOW "Facets of Quilting." Now is your chance to do just that. After the holidays, you will receive an email with information on how you can further support the quilt show!

<https://faithfulcirclequilters.com/2017/11/01/faithful-circle-quilters-2018-quilt-show-2/>

INSTANT CHURCH DIRECTORY INSTRUCTIONS

From Joanne Brazinski

Our FCQ Membership Directory is now available on both a smartphone app and website. This puts our directory at your fingertips.

Website: go to: <https://www.instantchurchdirectory.com> and set up an account. You **MUST** use the **SAME** email address that you have listed in the FCQ directory. After you login, you will see our directory.

Smartphone app: Go to either the iPhone App Store or Google Play. Search for "Instant Church Directory". Download the app. Set up an account using the **SAME** email address that you have listed in the FCQ directory.

Please go to either the website or app and verify that your information is correct. If something is not correct, please advise the Membership Chair, Joanne Brazinski membership@faithfulcirclequilters.com

Photos can be added, and we request that you have a photo attached to your profile. Photos are being taken during Thursday and Monday meetings by our photographers. If you have one that you would prefer to use, please send it in jpeg format to:

Joanne Brazinski: membership@faithfulcirclequilters.com

Print version: If you want a printed copy of the directory, it can be found on the FCQ website.

IMPORTANT NOTE: This file is password protected, and you must contact the Membership chair or a board member for the password. This is the link to access the directory in pdf format, which you can then download and print: <https://faithfulcirclequilters.com/columbia17/wp-content/uploads/2019/05/directory-1.pdf>

INCLEMENT WEATHER DELAYS

From Carol Petranek

With hurricane season and winter approaching, members are reminded that when Howard County schools are closed or delayed, FCQ will not meet. There are both safety and liability issues at stake if people come to the church when it is officially closed. Thank you for adhering to this policy.

NEW! QUILTING AND SEWING TIPS AND TRICKS

Making a new quilt? Lay out your fabric in rows before stacking them, then take a photograph of the quilt as it is laid out. This will help keep you organized when it comes to sewing it all together.

Carol Roberts

Can't decide on how you want your quilt to look? Take a photograph each time you arrange your fabrics. Then, you can compare all of your different arrangements before deciding on your favorite setting and putting it together. **Diana Morraye**

Accidentally get some stabilizer on a piece of fabric and want to get it off? Lay a piece of aluminum foil down and place the stabilized fabric on top, stabilizer side down. Iron the piece, and your stabilizer should come right off. **Grace Thorne**

Dropping a pin or needle can feel like a cross between "Where's Waldo?" and "The floor is lava." Use a telescoping magnetic wand to find and pick up those errant pins. Home Depot carries them in the automotive department. Our local SewVac carries a bendable and rechargeable light which attaches to your machine to make sewing that much more pleasant. **Mary Teague**

If lighting is an issue in your work space, attach an LED strip of lights to your machine, and replace the regular machine bulb with an LED light as well. **Elizabeth Hammond**

Got fusible stabilizer stuck to the bottom of your iron? Use a wipe soaked with a bit of alcohol to remove the stickiness. **Joyce Ritter**

SPRING RETREAT- SAVE THE DATE NOTICE

From Tonya Tiffany

The Spring Retreat will once again be at the Black Rock Retreat Center in Quarryville, PA. Save-the -Dates of May 14-17, 2020 (Thursday-Sunday). This will be another UFO retreat with a couple of mini-tutorials during our time there. Cost for the retreat will be \$340 per person, for a double occupancy room. A deposit of \$50 is due at sign up and the total balance is due Feb. 1, 2020. Deposits will be accepted beginning December 1, 2019.

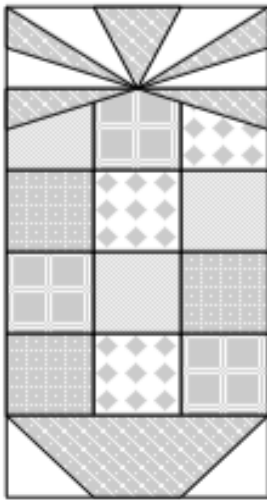
PAULA HENRY has done a fabulous job coordinating the retreat for the past 5 years and has passed the baton on to me. She will be helping me with the transition, but please address your questions to me so that I can learn all aspects of how to coordinate the retreat successfully. If you have any ideas that you would like to share, please feel free to send them my way! Looking forward to the retreat!

INDIAN CORN

designed by Linda H. Schiffer, 9/2019

This pattern makes a 6"x12" finished block.

Make two of these to be eligible for the block drawing.

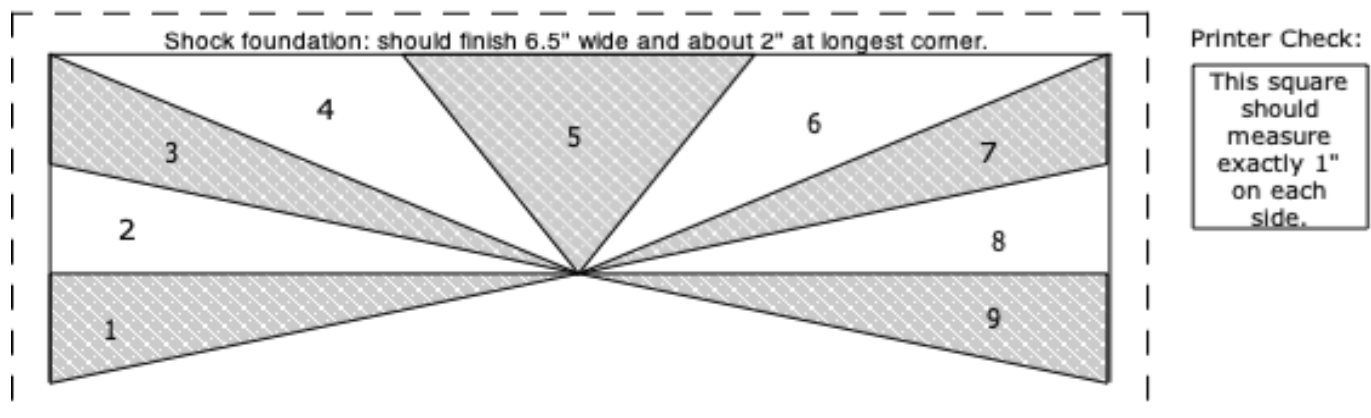


Cutting Instructions:

For shocks (top) and cob (bottom) of corn: use a fabric that reads-as-solid in tan, gold, beige, pale yellow, etc. Cut: one 6.5" x 2.5" rectangle (for cob); cut five (5) 2.5"x4" strips for shocks.

For kernels (small squares): use fabrics that are autumnal in color - red, orange, yellow gold, yellow, dark blue, purple, etc. Cut a total of twelve (12) 2.5" squares. *I used three squares each of four colors.*

For background: use very pale colors - green, blue, gray, white, etc. Cut two 2.5" squares and four 2.5" x 4" strips.



Sewing Instructions:

For bottom (cob): Draw a diagonal line across wrong side of each of the two 2.5" squares of background fabric. Line these to each end of the 2.5"x6.5" cob fabric rectangle. Sew along the marked line to create the piece shown above - trim 1/4" away from sewing line.

For kernels: Piece the twelve 2.5" squares of autumn colored prints into a three by four square array.

For top (shocks): Using the drawn foundation above, piece the chosen shock and background fabrics as shown. Trim seam allowances to 1/4"; turn the bottom seam allowances (pieces 5 shown above) under by 1/4". Applique the shocks above the kernel array as shown in pattern. Do this by hand or with invisible hemstitch by machine.

Final: Sew cob rectangle below kernel-shock assembly to complete.

Silent Auction Thanksgiving Basket

Name of Donor _____

Description of Item _____

Name of Bidder	\$ Amount
_____	_____
_____	_____
_____	_____
_____	_____
_____	_____
_____	_____
_____	_____
_____	_____
_____	_____

Silent Auction Thanksgiving Basket

Name of Donor _____

Description of Item _____

Name of Bidder	\$ Amount
_____	_____
_____	_____
_____	_____
_____	_____
_____	_____
_____	_____
_____	_____
_____	_____
_____	_____

Silent Auction Thanksgiving Basket

Name of Donor _____

Description of Item _____

Name of Bidder	\$ Amount
_____	_____
_____	_____
_____	_____
_____	_____
_____	_____
_____	_____
_____	_____
_____	_____
_____	_____

Silent Auction Thanksgiving Basket

Name of Donor _____

Description of Item _____

Name of Bidder	\$ Amount
_____	_____
_____	_____
_____	_____
_____	_____
_____	_____
_____	_____
_____	_____
_____	_____
_____	_____

Faithful Circle Quilters

2019-20 Member Application

Date: _____ Primary Group: Monday PM Thursday AM Both

Your Name _____ Name for Badge (if different) _____

Returning members, please check your information online and update any changes/errors:

- All information is correct! Just update my membership
- The following information needs updating **OR** I'm a new member:

Street Address/Apt. No.

City/State/Zip Birthday (Mo./Day Only)

Home Phone Cell or Work Phone

E-mail Address

We need your email address to give you access to the online directory.

Do you need a name badge? Yes No

FCQ members must complete a membership application every year.
Our membership period runs from Nov. 1, 2019 thru Oct. 31, 2020
 Annual Membership Dues is **\$25** for a full year (or \$15 each for two or more members living at the same address or \$12.50 for partial year for new members after April 1)

FCQ's community service project (Love Quilts) is partially funded by donations collected at membership renewal. See www.faithfulcirclequilters.com/donations/donations.html for more info. Please consider a donation towards Love Quilts at this time.

Annual Membership Dues Paid \$ _____

Make your check payable to: FAITHFUL CIRCLE QUILTERS and bring it with this form to any meeting or mail to: FCQ, P.O. Box 6231, Columbia, MD 21045. Forms must be received by October 1, 2019 to be included in the annual directory. Questions? Email membership@faithfulcirclequilters.com or contact Joanne Brazinski.

Our newsletter is available online (www.faithfulcirclequilters.com). Do you need a printed copy? No Yes
Note: By selecting 'No' for this option, you help lower guild printing and postage expenses.
 Do you want to receive email news about guild activities? Yes No

What suggestions do you have for workshops, classes, programs, or lectures? Use back of this form if needed.

Would you be willing to teach a workshop or lead a sew-in / demonstration at a guild meeting? Describe topic(s). Use back of this form if needed.

Do you have special training or professional skills to contribute to our guild? Some examples are:

- Accounting/Auditing
- Writing or Editing
- Desktop Publishing
- PR or Media Relations
- Digital Photography
- Web Design / Support
- FCQ Board/Committee Chair
- Other

Comments?

Cash / Check # _____	Date _____	Rec'd By _____	
<input type="checkbox"/> Database _____	<input type="checkbox"/> Badge _____	<input type="checkbox"/> Packet _____	<input type="checkbox"/> Email _____ <input type="checkbox"/> Bday _____

Faithful Circle Quilters
Lauren Swanger, Editor
P. O. Box 6231
Columbia, MD 21045

Email: newsletter@faithfulcirclequilters.com


Faithful Circle Quilters
welcomes anyone
interested in quilts and
quilting.

We meet Monday evenings
from 7 to 9 pm
AND

Thursday mornings
from 10 am to 2 pm

At the
First Presbyterian
Church on
Rt. 108 at Rt. 29
Columbia, MD

Please come join us and
visit our web site at
www.fairfulcirclequilters.com



Betty Kilroy's October Birthday Party

- 03 Stephanie Sanidas
- 03 Terry Wilson
- 04 Janice Liesch
- 04 Susan Mitchell
- 06 Sue Campise
- 07 Suzanne Leicht
- 07 Joyce Rozas
- 07 Pollie Stevenson
- 09 Mary H. Peroutka
- 10 Eileen Clegg
- 11 Diane Janoske
- 13 Bonnie Dank
- 16 Sharon Rhoton
- 17 Beth Bohac
- 17 Mary Corbin
- 18 Alka Mital
- 19 Sandy Schlossberg
- 25 Maria O'Haver

- 26 Patricia Wyatt
- 28 Dawn Byrd
- 28 Yvonne Callas
- 30 Cheryl O'Bannon
- 30 Elizabeth Hammond
- 30 Linda Newton

CALENDAR

- Thurs. Oct 3 - Love Quilts
- Mon. Oct 7 - Love Quilts
- Mon. Oct 14 - Silent Auction
6:30pm - 8:30pm
- Sat. Oct 26 - Sew In for \$10 &
Under Boutique
10:00am - 3:00pm