

## Sunrise Bargello

2	3	4	1	4	3
3	4	1	2	1	4
4	1	2	3	2	1
1	2	3	4	3	2
2	3	4	5	4	3
3	4	5	6	5	4

### Fabrics:

Sunny colors (whatever that means to you) - four shades or prints (#3,4,5,6)

Sky colors (whatever that means to you) - two shades or prints (#1, 2)

### Cutting Instructions:

From fabric #1 - cut a strip 2.5" x 15", subcut into six 2.5" squares

From fabric #2 - cut a strip 2.5" x 17.5", subcut into seven 2.5" squares

From #3 - cut 2.5" x 22.5", subcut into nine 2.5" squares




From #4 - cut 2.5" x 25", subcut into ten 2.5" squares

From #5 - cut 2.5" x 7.5", subcut into three 2.5" squares

From #6 - cut one 2.5" square

### Sewing Instructions:

Arrange colored squares according to the diagram above. Sew together to create a 12.5" (raw edges) block (12" finished).



Just three of many possible arrangements of Sunrise blocks.